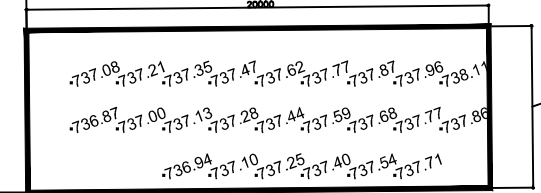



738.40
Chamber

737.20
Chamber

Chamber

735.58
734.96

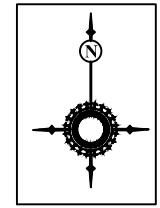


Existing Compound

Compound RL

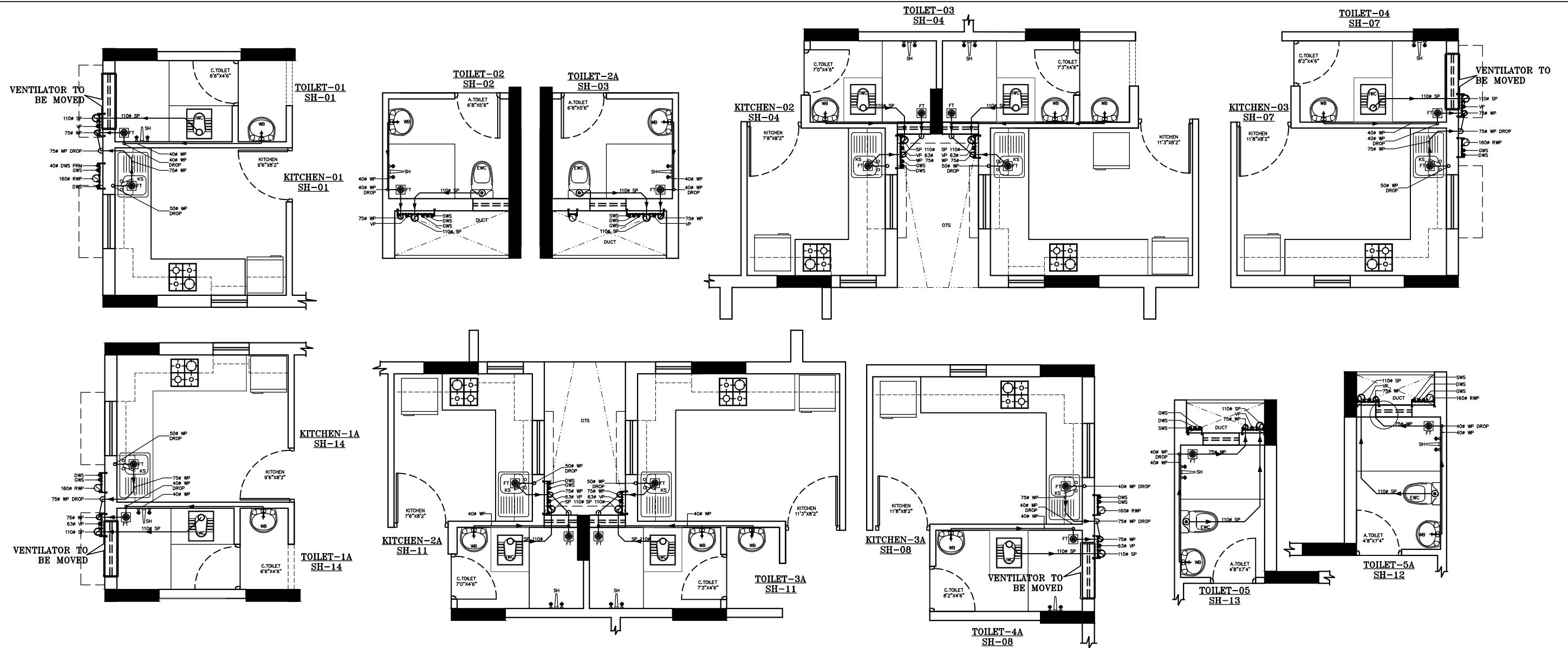
Village Boundary

Block levels(interval 2m)



KOUSHIK CONSULTANTS
711/97A, 11th Floor,
4th Stage,
T.K. Layout,
Banashankaranagara Post,
Mysore - 570 022
PFI: 0821 2340880 94480 56884
Email: koushikconsultants@gmail.com





LEGEND

SYMBOL		DESCRIPTION
	IWC	INDIAN WATER CLOSET
	EWC	EUROPEAN WATER CLOSET
	HF	HEALTH FAUCET
	FT	FLOOR TRAP
	WB	WASH BASIN
	KS	KITCHEN SINK

	SP	SOIL PIPE
	VP	VENT PIPE
	WP	WASTE PIPE
	RWP	RAIN WATER PIPE
	PRM	PUMP RISING MAIN
	SWS	SOLAR WATER SUPPLY
	GWS	GRAVITY WATER SUPPLY
	DWS	DOMESTIC WATER SUPPLY

PROJECT :
PROPOSED CISF STAFF QUARTERS,
FOR BNMILL, MYSORE

DRAWING : TYPICAL ENLARGED TOILET DETAILS
DRAINAGE LAYOUT

Date :27.06.2018

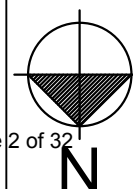
Drawn by: ASHWINI

Scale : NTS

Checked by: PADMAJA

Rev Date:

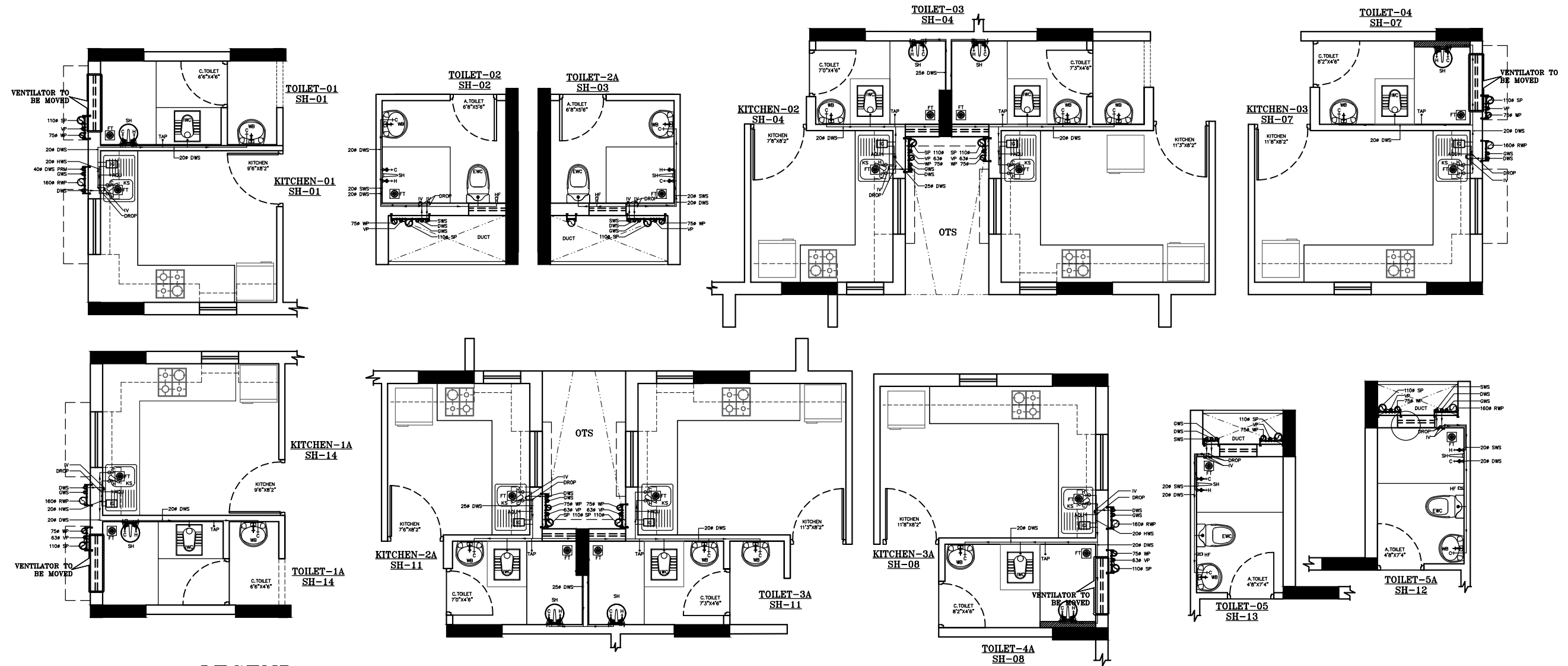
DWG NO: KA/RBI/PHE-05



PURPOSE :
TENDER DRAWING

ARCHITECTS :
KULKARNI ASSOCIATES
 Consulting Architects, Engineers, Project Management
 Consultants Interior Designers & Regd. valuers
 Surya Prema Building, next to Adiga's Restaurant, Kanakapura Road
 No-203, 2nd floor, Above Canara bank Raghuvahalli Branch
 Raghuvahalli Village, Uttarahalli hobli Bangalore-560062
 Email Id : kulkarni.associates@yahoo.co.in





LEGEND

SYMBOL		DESCRIPTION
	IWC	INDIAN WATER CLOSET
	EWC	EUROPEAN WATER CLOSET
	HF	HEALTH FAUCET
	FT	FLOOR TRAP
	WB	WASH BASIN
	KS	KITCHEN SINK
	IG	INSTANT GEYSER
	GEY	GEYSER

	SP	SOIL PIPE
	VP	VENT PIPE
	WP	WASTE PIPE
	RWP	RAIN WATER PIPE
	PRM	PUMP RISING MAIN
	SWS	SOLAR WATER SUPPLY
	GWS	GRAVITY WATER SUPPLY
	DWS	DOMESTIC WATER SUPPLY
	HWS	HOT WATER SUPPLY
	IV	ISOLATION VALVE

PROJECT :
**PROPOSED CISF STAFF QUARTERS,
 FOR BNP MILL, MYSORE**

**DRAWING : TYPICAL ENLARGED TOILET DETAILS
 WATER SUPPLY LAYOUT**

Date : 27.06.2018

Drawn by: ASHWINI

Scale : NTS

Checked by: PADMAJA

Rev Date:

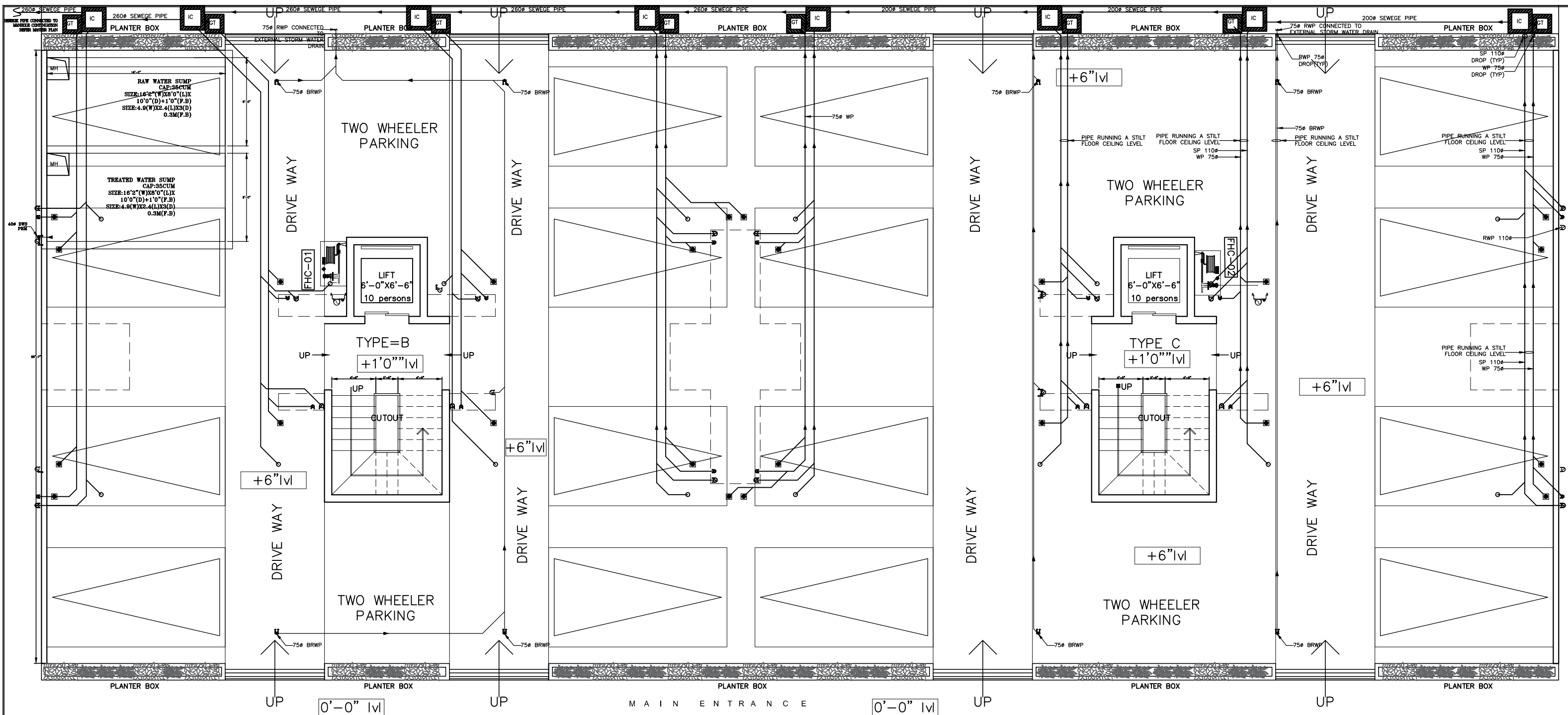
DWG NO: KA/RBI/PHE-05A



PURPOSE :
TENDER DRAWING

ARCHITECTS :
KULKARNI ASSOCIATES
 Consulting Architects, Engineers, Project Management
 Consultants Interior Designers & Regd. valuers
 Surya Prema Building, next to Adiga's Restaurant, Kanakapura Road
 No-203, 2nd floor, Above Canara bank Raghuvahalli Branch
 Raghuvahalli Village, Uttarahalli hobli Bangalore-560062
 Email Id : kulkarni.associates@yahoo.co.in





LEGEND	
SYMBOL	DESCRIPTION
	SP-SOIL PIPE 110ø
	WP-WASTE PIPE 75ø
	RWP-RAIN WATER PIPE 110ø,75ø
	PRM-PUMP RISING MAIN
	IC- INSPECTION CHAMBER
	GT-GULLY TRAP
	MH-MANHOLE

PROJECT :
**PROPOSED CISF STAFF QUARTERS,
 FOR BNP MILL, MYSORE**

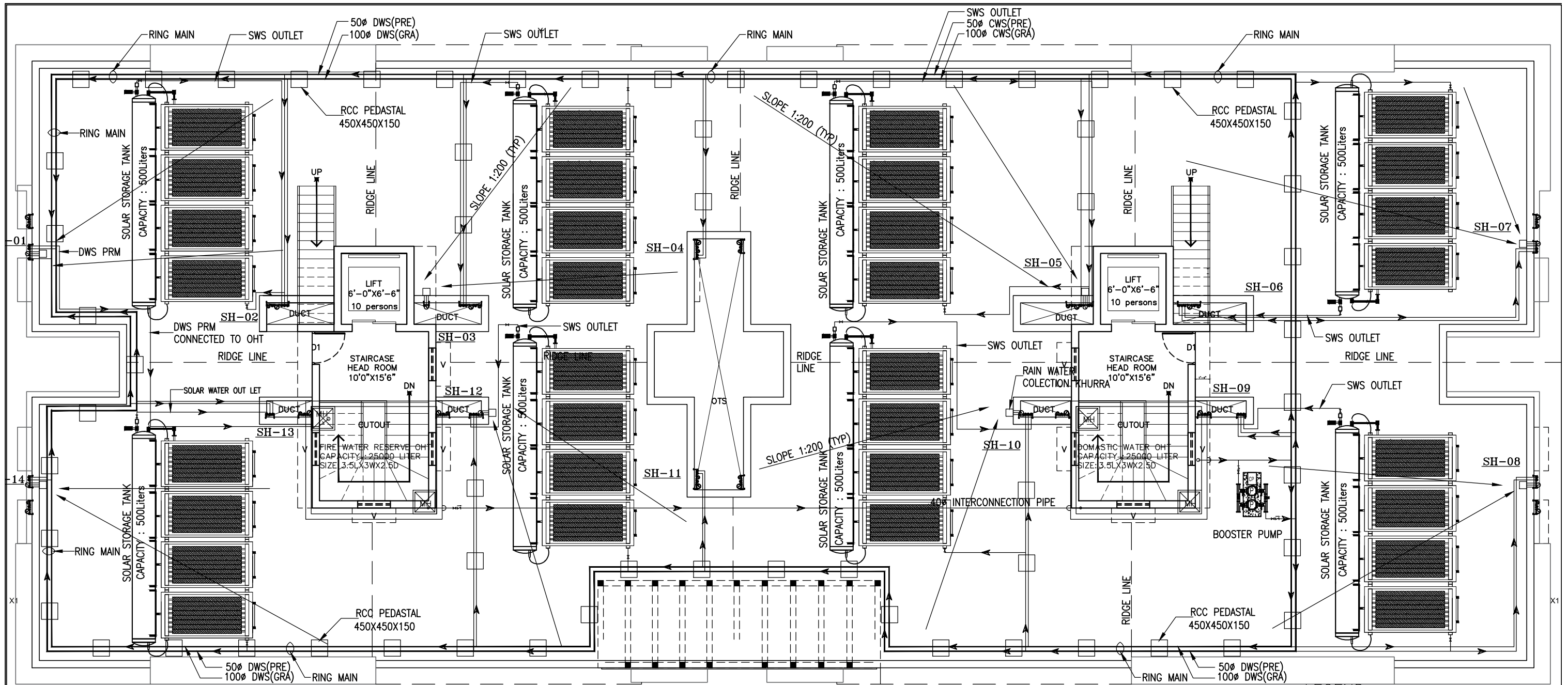
**DRAWING : STILT FLOOR PLAN)
 PLUMBING LAYOUT**

Date : 02.06.2018	Drawn by: ASHWINI
Scale : NTS	Checked by: PADMAJA
Rev Date:	DWG NO: KA/RBI/PHE-02

PURPOSE :
TENDER DRAWING

ARCHITECTS :
KULKARNI ASSOCIATES
 Consulting Architects, Engineers, Project Management
 Consultants Interior Designers & Regd. valuers
 Surya Prema Building, next to Adiga's Restaurant, Kanakapura Road
 No-203, 2nd floor, Above Canara bank Raghuvahalli Branch
 Raghuvahalli Village, Uttarahalli hobli Bangalore-560062
 Email Id : kulkarni.associates@yahoo.co.in

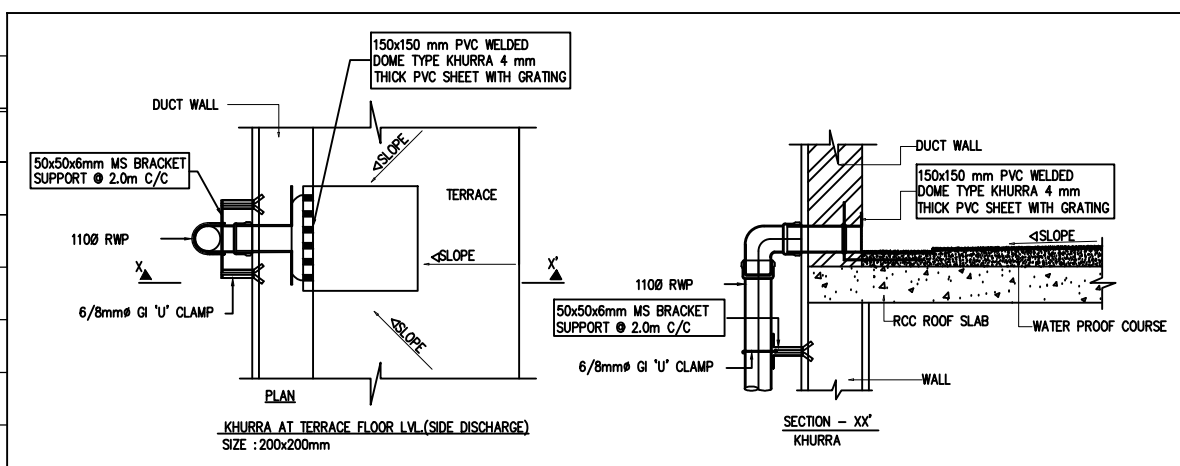




TERRACE FLOOR PLAN

LEGEND

TYPE	DESCRIPTION
—	SOLAR WATER SUPPLY
—	DOMESTIC WATER SUPPLY
—	GRAVITY WATER SUPPLY
—	INTERCONNECTION PIPE
—	SLOPE
- - -	RIDGE LINE
—	DWS PUMP RISING MAIN



LEGEND

SYMBOL	DESCRIPTION
↗	NON RETURN VALVE
↘	Y-STRAINER
⊗	BUTTERFLY VALVE
DWS	DOMASTIC WATER SUPPLY
SWS	SOLAR WATER SUPPLY
GRA	GRAVITY FLOW
PRE	PRESSURE FLOW

PROJECT :
PROPOSED CISF STAFF QUARTERS,
FOR BNP MILL, MYSORE

DRAWING : TERRACE FLOOR PLAN
PLUMBING LAYOUT

Date : 27.06.2018

Drawn by: NAVEEN

Scale : NTS

Checked by: PADMAJA

Rev Date:

DWG NO: KA/RBI/PHE/TP-04

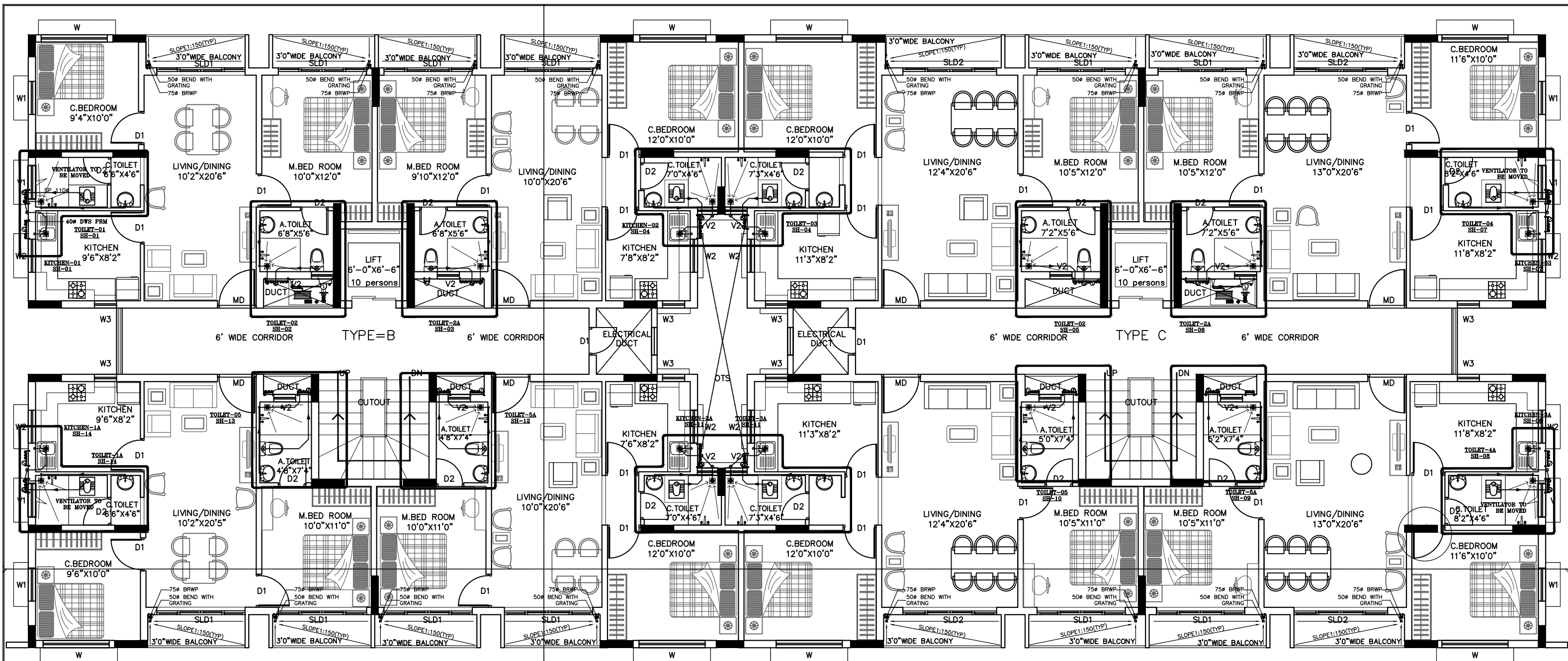


PURPOSE :
TENDER DRAWING

ARCHITECTS :
KULKARNI ASSOCIATES

Consulting Architects, Engineers, Project Management
 Consultants Interior Designers & Regd. valuers
 Surya Prema Building, next to Adiga's Restaurant, Kanakapura Road
 No-203, 2nd floor, Above Canara bank Raghuvahalli Branch
 Raghuvahalli Village, Uttarahalli hobli Bangalore-560062
 Email Id : kulkarni.associates@yahoo.co.in



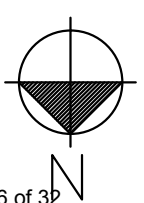


LEGEND			
SYMBOL	DESCRIPTION		
	DWS DOMESTIC WATER SUPPLY		RWB-RECTANGULAR WASH BASIN
	SP-SOIL PIPE 110		EWC-EUROPEAN WATER CLOSET
	VP-VENT PIPE		HF-HEALTH FAUCET
	WP-WASTE PIPE 75		SH-SHOWER
	RWP-RAIN WATER PIPE 110, 75		KS-KITCHEN SINK
	PRM-PUMP RISING MAIN		FT-FLOOR TRAP
	SWS-SOLAR WATER SUPPLY		IWC-INDIAN WATER CLOSET
	GWS-GRAVITY WATER SUPPLY		

PROJECT :
 PROPOSED CISF STAFF QUARTERS,
 FOR BNPMILL, MYSORE

DRAWING : TYPICAL FLOOR PLAN(G+7
 FLOORS) PLUMBING LAYOUT

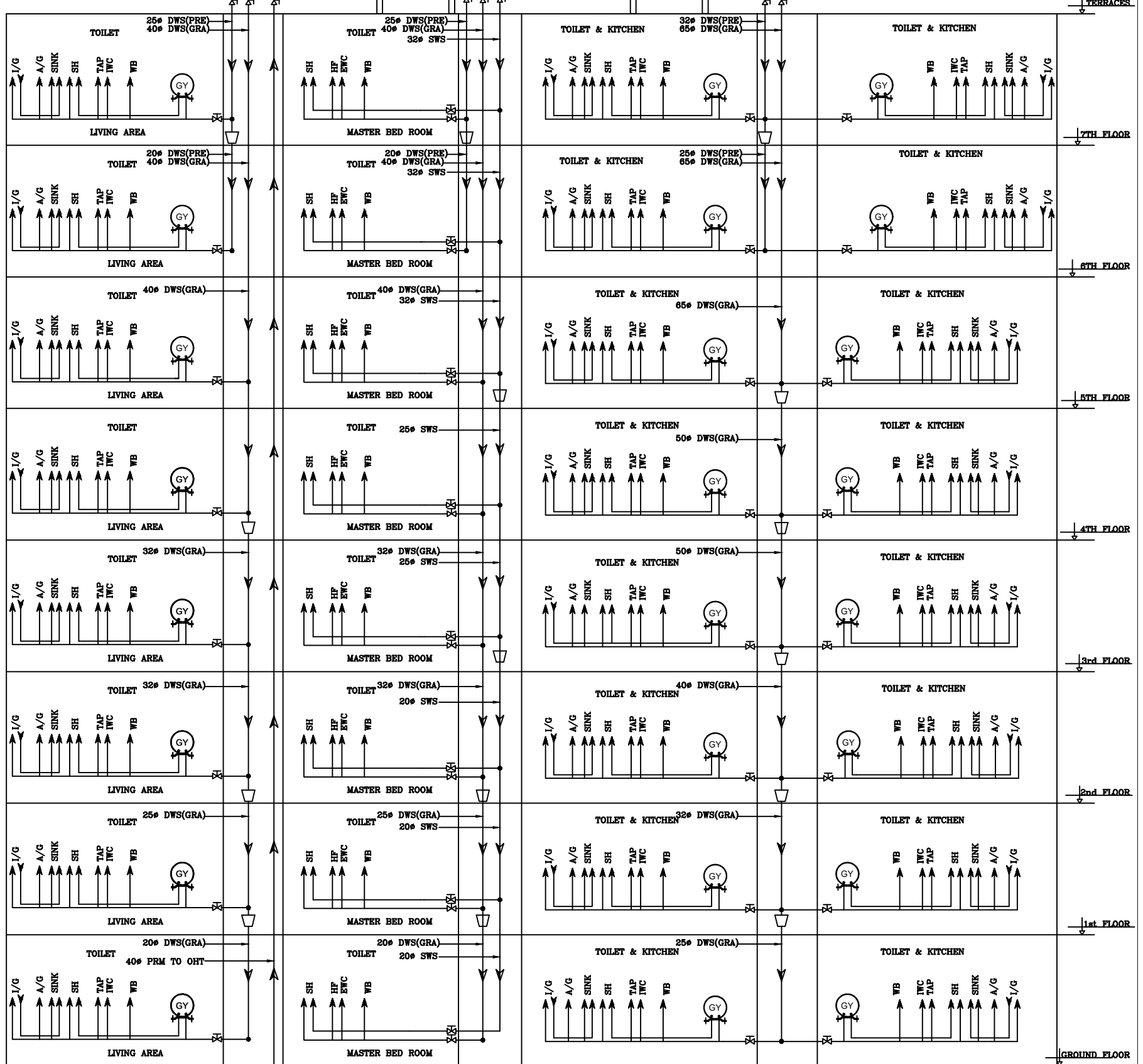
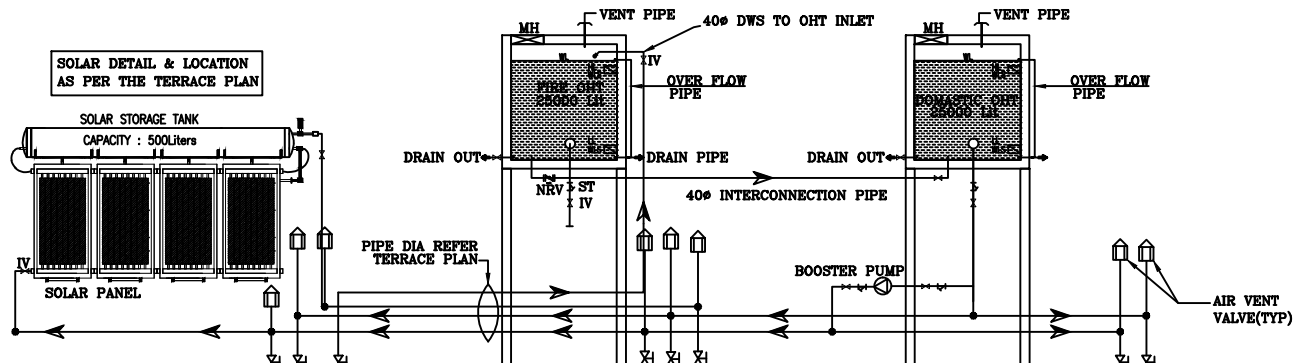
Date : 27.06.2018	Drawn by: ASHWINI
Scale : NTS	Checked by: PADMAJA
Rev Date:	DWG NO: KA/RBI/PHE-03 Page 6 of 32



PURPOSE :
 TENDER DRAWING

ARCHITECTS :
KULKARNI ASSOCIATES
 Consulting Architects, Engineers, Project Management
 Consultants Interior Designers & Regd. valuers
 Surya Prema Building, next to Adiga's Restaurant, Kanakapura
 Road
 No-203, 2nd floor, Above Canara bank Raghuvahalli Branch
 Raghuvahalli, Bangalore - 560062

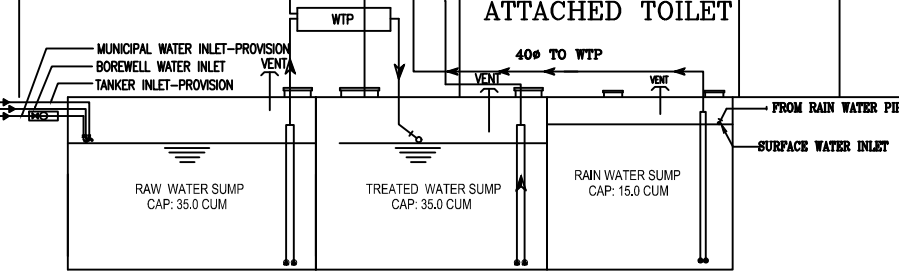




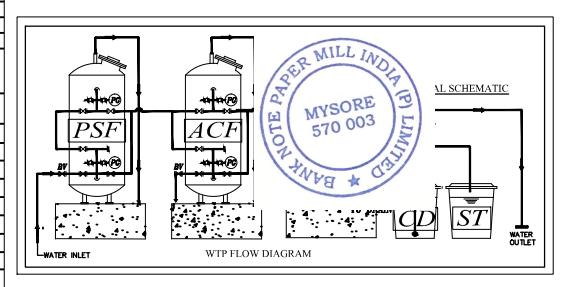
TYPICAL SHAFT
1,7,8,14
COMMON TOILET

TYPICAL SHAFT
2,3,5,6,9,10,12,13
ATTACHED TOILET

TYPICAL SHAFT
4,11
COMMON TOILET



SYMBOL	DESCRIPTION
WB	WASH BASIN
EW/C	EUROPEAN WATER CLOSET
HP	HEALTH FASSET
SH	SHOWER
SINK	SINK
A/G	AQUA GUARD
I/G	INSTANT GYSER
GY	GYSER
RED	REDUCER
NRV	NON RETURN VALVE
ST	STRAINER
IV	ISOLATION VALVE
BT	BUTTERFLY VALVE
DWS	DOMESTIC WATER SUPPLY
SWS	SOLAR WATER SUPPLY
GRA	GRAVITY LINE
PRB	PRESSURE LINE
AV	AIR VENT VALVE



PROJECT :
PROPOSED CISF STAFF QUARTERS, FOR BNP MILL, MYSORE

DRAWING : WATER SCHEMATIC DRAWING
Date : 27.06.2018
Scale : NTS
Rev Date :
Drawn by: NAVEEN
Checked by: PADMAJA
DWG NO: KA/RBI/PHE/SCH-06

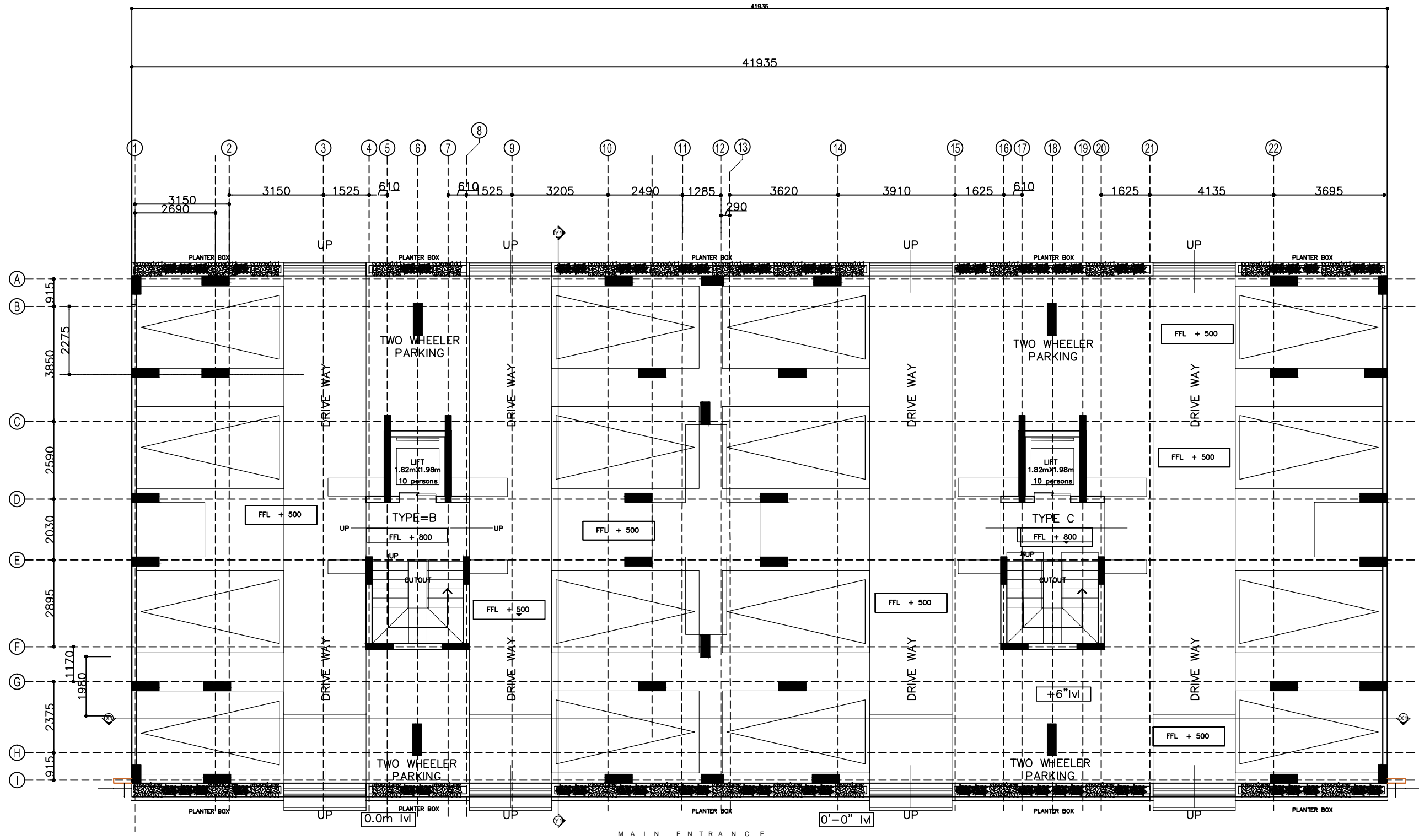


PURPOSE :
TENDER DRAWING

ARCHITECTS :
KULKARNI ASSOCIATES
Consulting Architects, Engineers, Project Management
Consultants Interior Designers & Regd. valuers
Surya Prema Building, next to Adiga's Restaurant, Kanakapura Road
No-203, 2nd floor, Above Canara bank Raghuvahalli Branch
Raghuvahalli Village, Uttarahalli hobli Bangalore-560062
Email Id : kulkarni.associates@yahoo.co.in

ROAD

*736.52



PROJECT:
**PROPOSED CONSTRUCTION OF STAFF
QUARTERS OF BNPMIPL, MYSORE.**

CLIENT:
BANK NOTE PAPER MILL INDIA Pvt Ltd.
MYSORE.

PURPOSE:
TENDER DRAWINGS

REVISION		
NO	DESCRIPTION	DATE

Page 8 of 32

ARCHITECTS :
KULKARNI ASSOCIATES
Consulting Architects, Engineers, Project Management Consultants Interior
Designers & Regd. valuers
Surya Prema Building next to Adiga's Restaurant, Kanakapura Road
No-203, 2nd floor, Above Canara bank Raghuvanahalli Branch
Raghuvanahalli Village, Uttarahalli hobli Bangalore-560062
Email Id : kulkarni.associates@yahoo.com

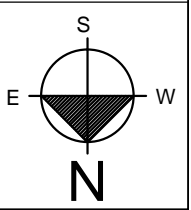
TITLE:
STILT FLOOR PLAN

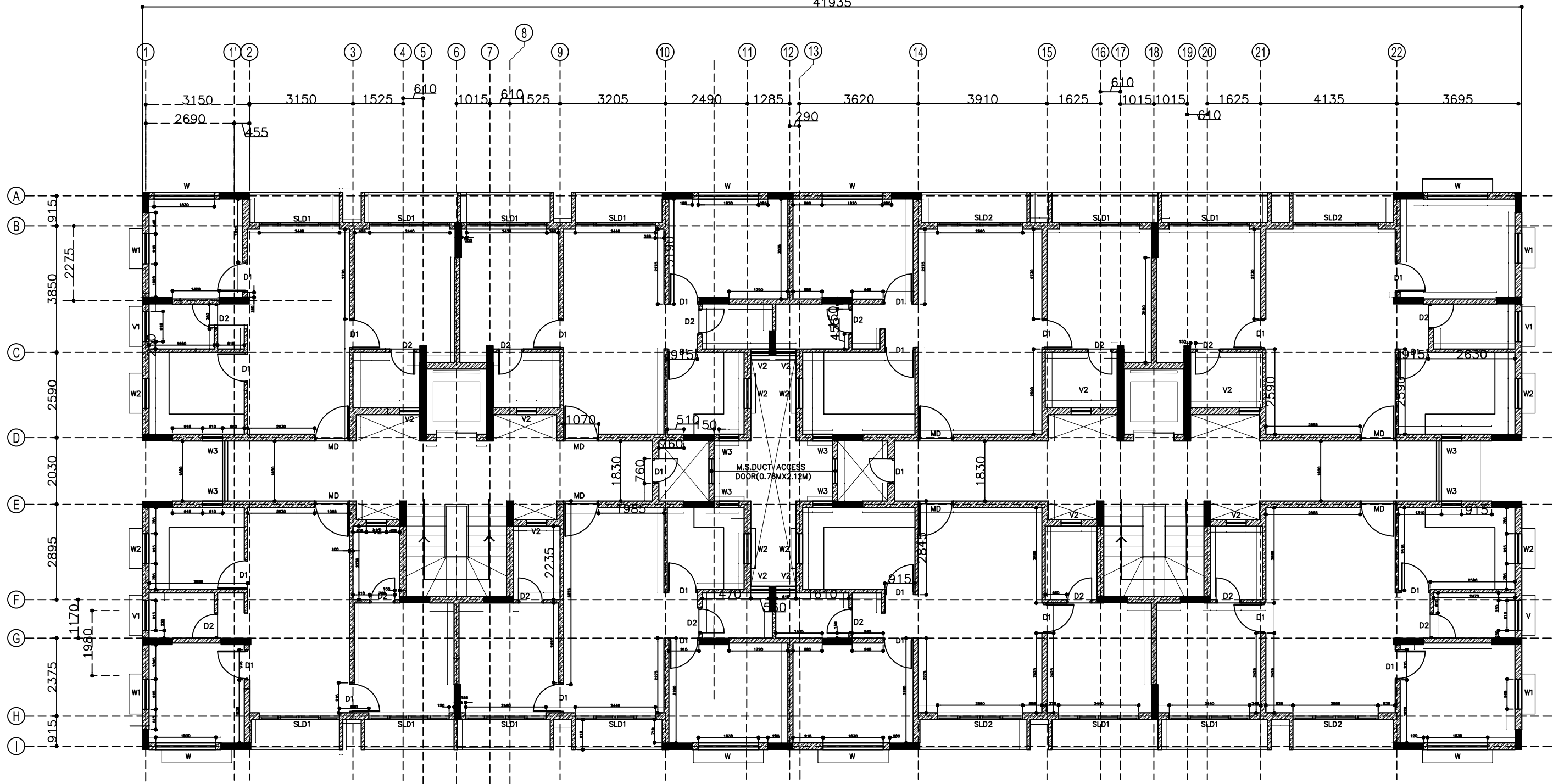


DRAWING NO :
ARCH002

SCALE : NTS	DATE : 14-06-2018	JOB.NO:
DRAWN : Suhas	DEALT :	
CHECKED : Ar.Anil Kulkarni		

REV.NO:
R0





NAME	DESCRIPTION	SILL LVL	LINTEL LVL	SIZE	NUMBER										
					GF	1st F	2nd F	3rd F	4th F	5th F	6th F	7th F	HR (Terrace)		
Schedule of Door															
MD	Door	-	2.12	1.06'x2.12	8	8	8	8	8	8	8	8	8	-	
D1	Door	-	2.12	0.91x2.12	26	26	26	26	26	26	26	26	26	2	
D2	Door	-	2.12	0.76x2.12	16	16	16	16	16	16	16	16	16	-	
SLD1	UPVC Door	-	2.12	2.43x2.12	8	8	8	8	8	8	8	8	8	-	
SLD2	UPVC Door	-	2.12	2.59x2.12	8	8	8	8	8	8	8	8	8	-	
Schedule of Window															
W	Aluminium Window	0.91	2.12	1.82x1.21	8	8	8	8	8	8	8	8	8	-	
W1	Aluminium Window	0.91	2.12	1.06x1.21	4	4	4	4	4	4	4	4	4	-	
W2	Aluminium Window	1.21	2.12	1.06x1.06	8	8	8	8	8	8	8	8	8	-	
W3	Aluminium Window	1.21	2.12	0.6x1.06	8	8	8	8	8	8	8	8	8	-	
Schedule of Ventilator															
V1	Aluminium Ventilator	1.52	2.12	1.06x0.60	4	4	4	4	4	4	4	4	4	8	
V2	Aluminium Window	1.52	2.12	0.60x0.60	12	12	12	12	12	12	12	12	12	-	

PROJECT:
PROPOSED CONSTRUCTION OF STAFF QUARTERS OF BNPMIPL, MYSORE.

CLIENT:
BANK NOTE PAPER MILL INDIA Pvt Ltd. MYSORE.

PURPOSE:
TENDER DRAWINGS

REVISION		
NO	DESCRIPTION	DATE

Page 9 of 32

ARCHITECTS :
KULKARNI ASSOCIATES
Consulting Architects, Engineers, Project Management Consultants Interior Designers & Regd. valuers
Surya Prema Building, next to Adiga's Restaurant, Kanakapura Road No-203, 2nd floor, Above Canara bank Raghuvahalli Branch Raghuvahalli Village, Uttarahalli hobli Bangalore-560062
Email Id : kulkarni.associates@yahoo.com

TITLE:
TYPICAL FLOOR WORKING

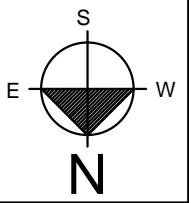


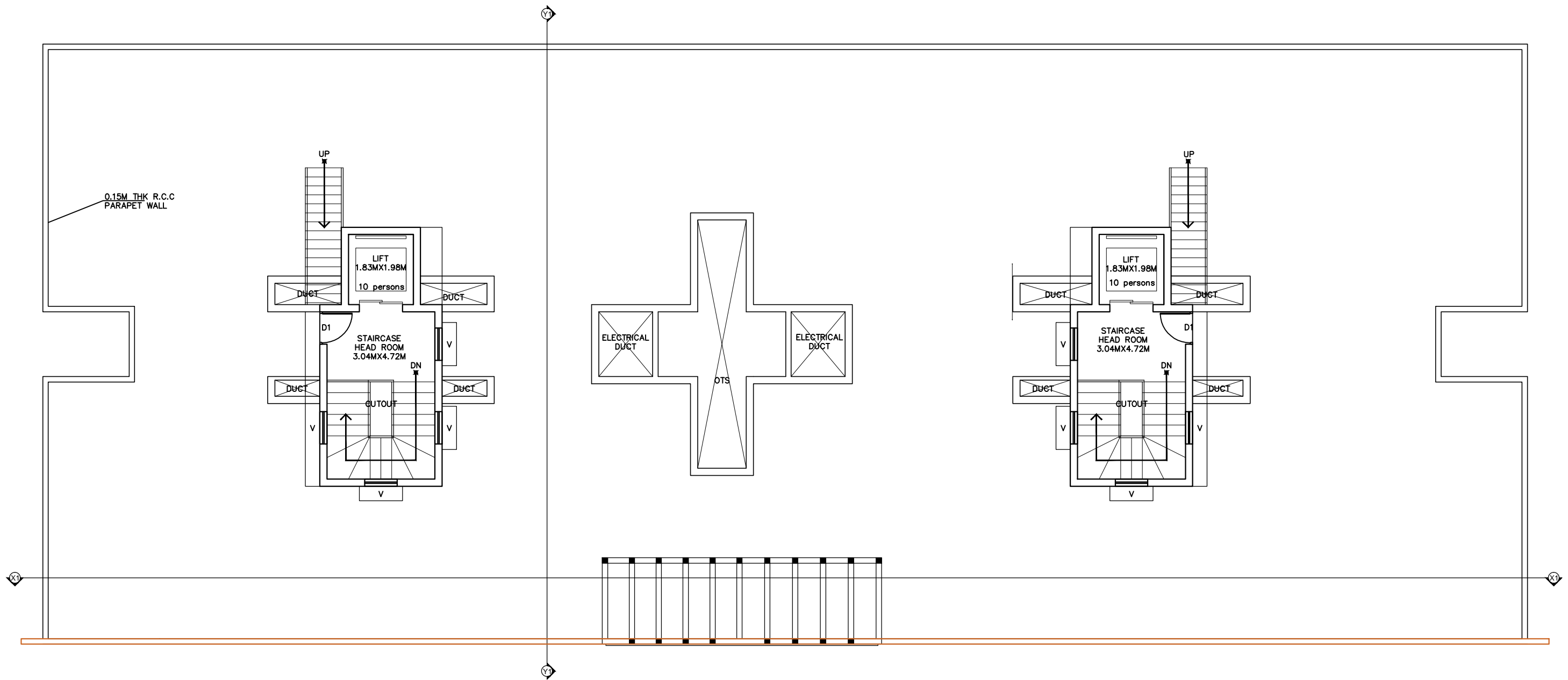
DRAWING NO :
ARCH007

FILE NAME :
SCALE : NTS
DATE : 14-06-2018
DRAWN : Suhas
DEALT :
CHECKED : Ar.Anil Kulkarni

REV.NO:
R0

JOB.NO:





PROJECT:
**PROPOSED CONSTRUCTION OF STAFF
 QUARTERS OF BNPMIPL, MYSORE.**

CLIENT:
 BANK NOTE PAPER MILL INDIA Pvt Ltd.
 MYSORE.

PURPOSE:
 TENDER DRAWINGS

REVISION		
NO	DESCRIPTION	DATE

Page 10 of 32

ARCHITECTS :
KULKARNI ASSOCIATES
 Consulting Architects, Engineers, Project Management Consultants Interior
 Designers & Regd. valuers
 Surya Prema Building next to Adiga's Restaurant, Kanakapura Road
 No-203, 2nd floor, Above Canara bank Raghuvanahalli Branch
 Raghuvanahalli Village, Uttarahalli hobli Bangalore-560062
 Email Id : kulkarni.associates@yahoo.com

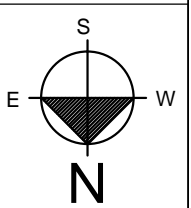
TITLE:
**TERRACE FLOOR
 PLAN**



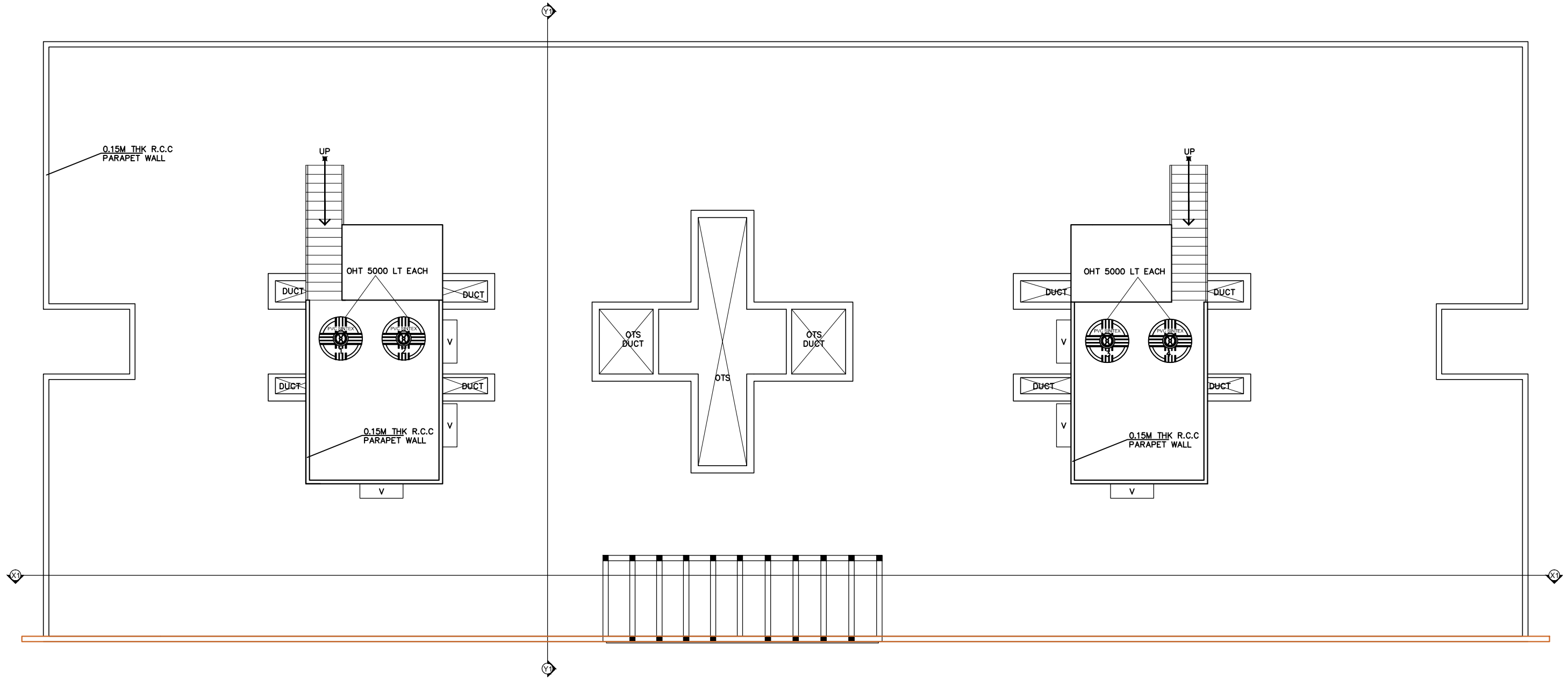
DRAWING NO :
ARCH004

REV.NO:
R0

FILE NAME :		JOB.NO:
SCALE : NTS	DATE : 14-06-2018	
DRAWN : Sahas	DEALT : CHECKED : Ar.Anil Kulkarni	



5450



PROJECT:
**PROPOSED CONSTRUCTION OF STAFF
QUARTERS OF BNPMIPL, MYSORE.**

CLIENT:
BANK NOTE PAPER MILL INDIA Pvt Ltd.
MYSORE.

PURPOSE:
TENDER DRAWINGS

REVISION		
NO	DESCRIPTION	DATE

ARCHITECTS :
KULKARNI ASSOCIATES
Consulting Architects, Engineers, Project Management Consultants Interior
Designers & Regd. valuers
Surya Prema Building, next to Adiga's Restaurant, Kanakapura Road
No-203, 2nd floor, Above Canara bank Raghuvanahalli Branch
Raghuvanahalli Village, Uttarahalli hobli Bangalore-560062
Email Id : kulkarni.associates@yahoo.com

TITLE:
**TERRACE FLOOR
UPPER LEVEL PLAN**

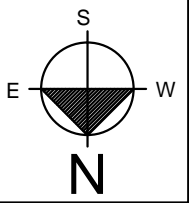


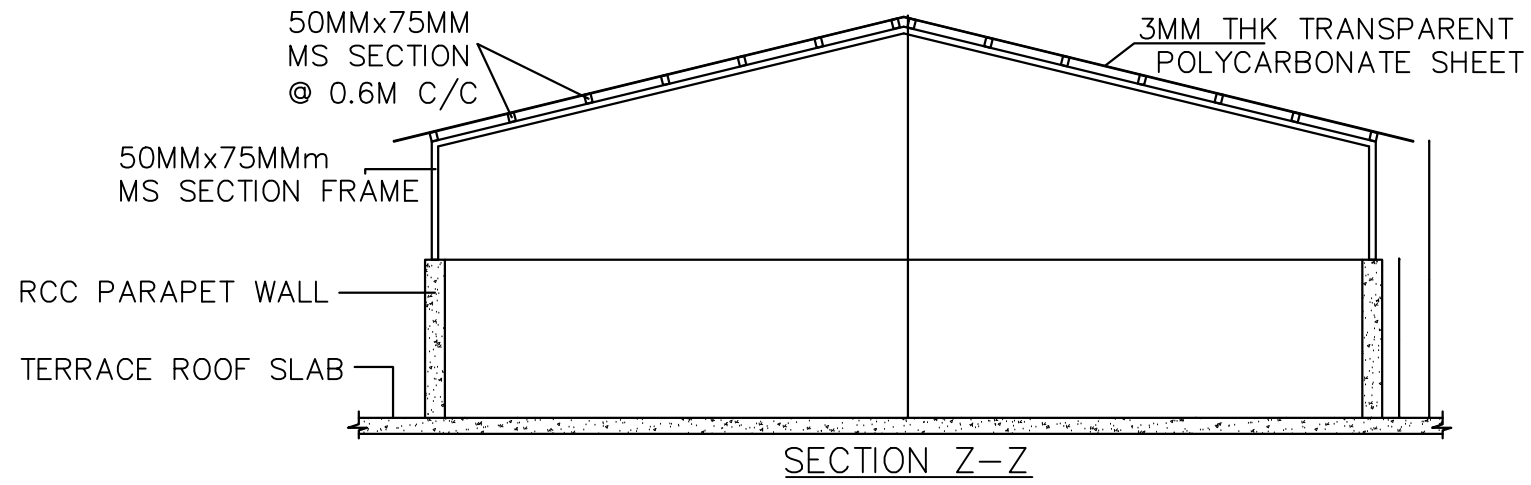
DRAWING NO :
ARCH005

SCALE : NTS
DATE : 14-06-2018
DRAWN : Suhas
DEALT :
CHECKED : Ar.Anil Kulkarni

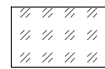
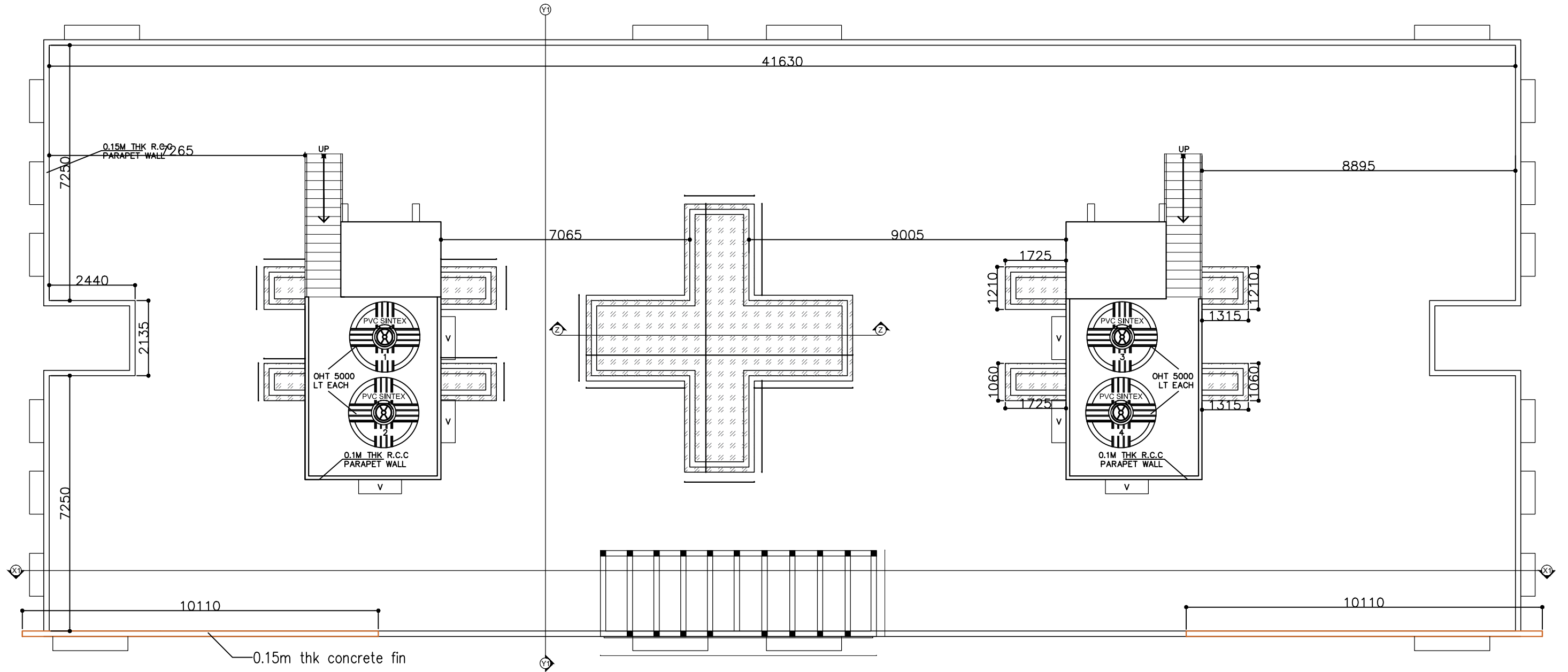
REV.NO:
R0

JOB.NO:



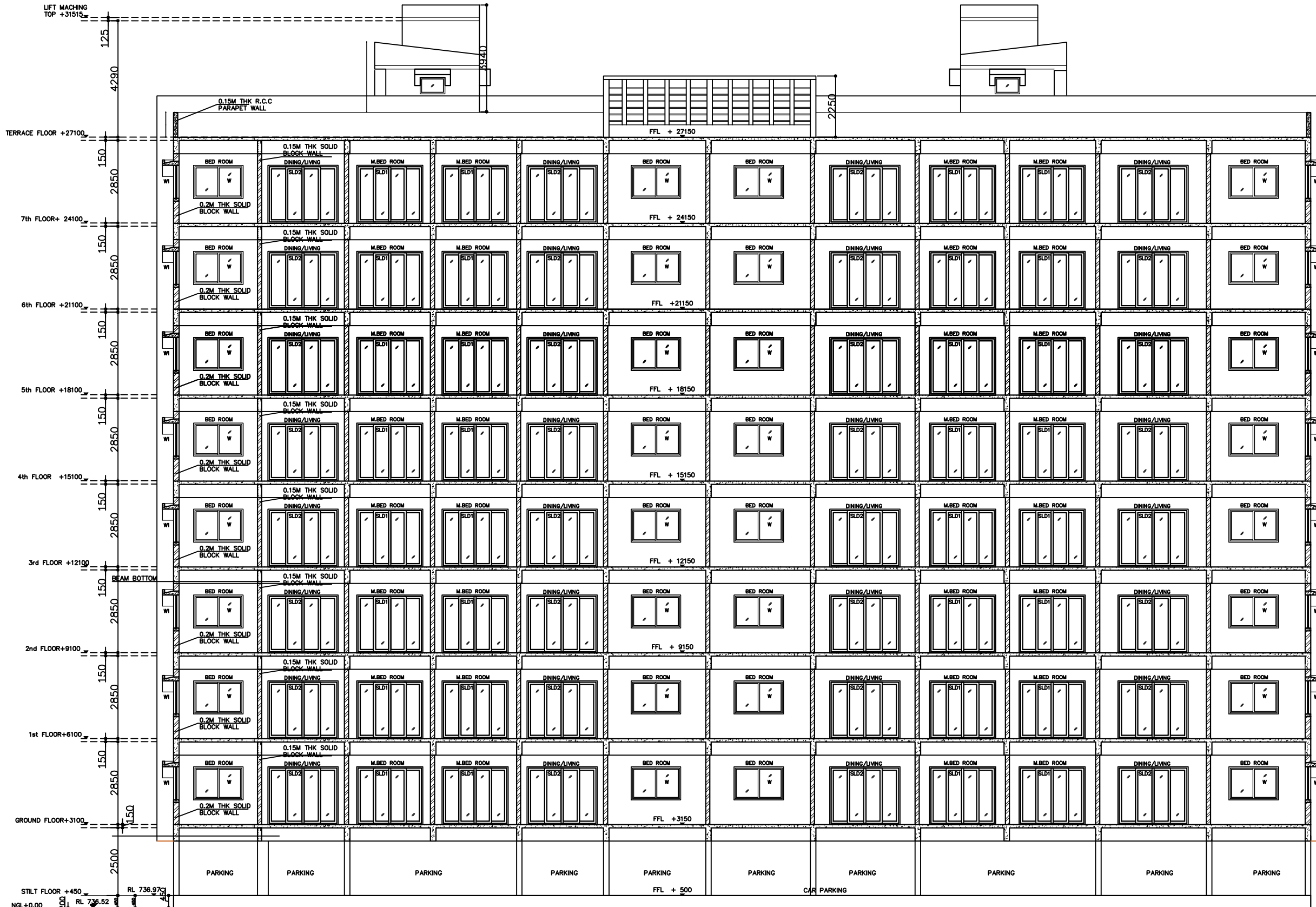


SECTION Z-Z



POLYCARBONATE SHEET COVERING

PROJECT: PROPOSED CONSTRUCTION OF STAFF QUARTERS OF BNPMIPL, MYSORE.	CLIENT: BANK NOTE PAPER MILL INDIA Pvt Ltd. MYSORE.	PURPOSE: TENDER DRAWINGS	REVISION		ARCHITECTS : KULKARNI ASSOCIATES Consulting Architects, Engineers, Project Management Consultants Interior Designers & Regd. valuers Surya Prema Building next to Adiga's Restaurant, Kanakapura Road No-203, 2nd floor, Above Canara bank Raghuvanahalli Branch Raghuvanahalli Village, Uttarahalli hobli Bangalore-560062 Email Id : kulkarni.associates@yahoo.com	TITLE: TERRACE FLOOR UPPER LEVEL PLAN	DRAWING NO : ARCH005	REV.NO: R0	JOB.NO:	
			NO	DESCRIPTION						
			Page 12 of 32				DRAWN : Suhas			



SECTION AT=X1-X1

PROJECT:
PROPOSED CONSTRUCTION OF STAFF
QUARTERS OF BNPMIPL, MYSORE.

CLIENT:
BANK NOTE PAPER MILL INDIA Pvt Ltd.
MYSORE.

PURPOSE:
TENDER DRAWINGS

REVISION		
NO	DESCRIPTION	DATE

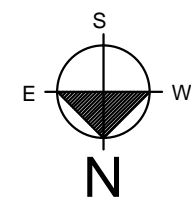
ARCHITECTS :
KULKARNI ASSOCIATES
Consulting Architects, Engineers, Project Management Consultants Interior
Designers & Regd. valuers
Surya Prema Building next to Adiga's Restaurant, Kanakapura Road
No-203, 2nd floor, Above Canara bank Raghuvahalli Branch
Raghuvahalli Village, Uttarahalli hobli Bangalore-560062
Email Id : kulkarni.associates@yahoo.com

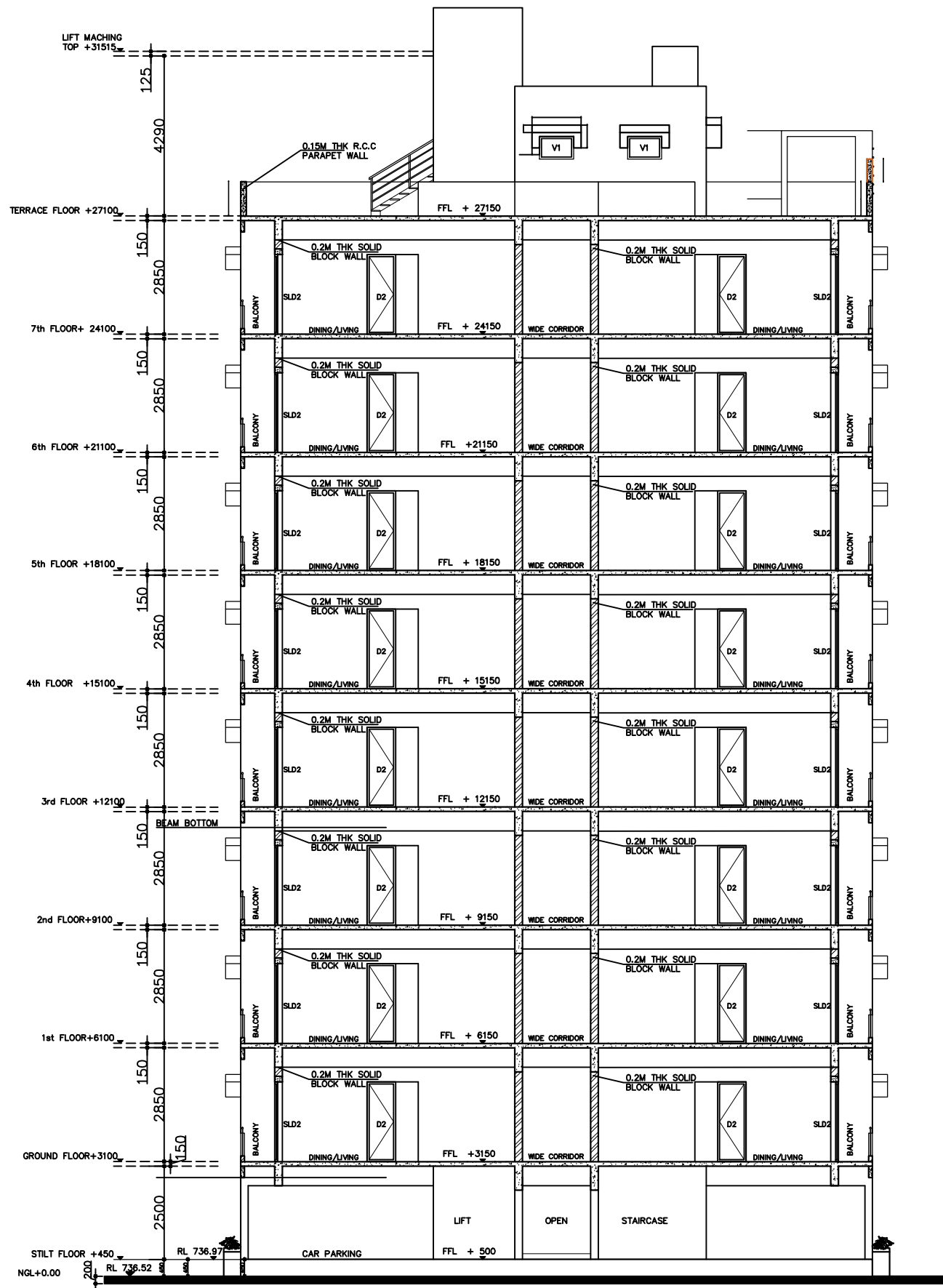
TITLE:
SECTIONS-1

DRAWING NO :
ARCH012
FILE NAME :
SCALE : NTS
DATE : 14-06-2018
DRAWN :
Suhas
DEALT :
CHECKED : Ar.Anil Kulkarni

REV.NO:
R0

JOB.NO:





SECTION AT=Y1-Y1

PROJECT:
PROPOSED CONSTRUCTION OF STAFF
QUARTERS OF BNPMIPL, MYSORE.

CLIENT:
BANK NOTE PAPER MILL INDIA Pvt Ltd.
MYSORE.

PURPOSE:
TENDER DRAWINGS

REVISION		
NO	DESCRIPTION	DATE

Page 14 of 32

ARCHITECTS :
KULKARNI ASSOCIATES
Consulting Architects, Engineers, Project Management Consultants Interior
Designers & Regd. valuers
Surya Prema Building, next to Adiga's Restaurant, Kanakapura Road
No-203, 2nd floor, Above Canara bank Raghuvahalli Branch,
Raghuvahalli Village, Uttarahalli hobli Bangalore- 560062
Email Id : kulkarni.associates@yahoo.com

TITLE:
SECTIONS-2

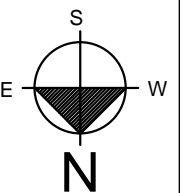


DRAWING NO :
ARCH013

FILE NAME :
SCALE : NTS
DATE : 14-06-2018
DRAWN :
Sahas
DEALT :
CHECKED : Ar.Anil Kulkarni

REV.NO:
R0

JOB.NO:





 LAMINATED CERAMIC SHERA BOARD
  TEXTURE PAINT

EAST ELEVATION

WEST ELEVATION

PROJECT:
PROPOSED CONSTRUCTION OF STAFF
QUARTERS OF BNPMPIL, MYSORE.

CLIENT:
BANK NOTE PAPER MILL INDIA Pvt Ltd.
MYSORE.

PURPOSE:
TENDER DRAWINGS

REVISION		
NO	DESCRIPTION	DATE

ARCHITECTS :
KULKARNI ASSOCIATES
Consulting Architects, Engineers, Project Management Consultants Interior
Designers & Regd. valuers
Surya Prema Building, next to Adiga's Restaurant, Kanakapura Road
No-203, 2nd floor, Above Canara bank Raghuvahalli Branch
Raghuvahalli Village, Uttarahalli hobli Bangalore-560062
Email Id : kulkarni.associates@yahoo.com

TITLE:
EAST AND WEST SIDE
ELEVATION

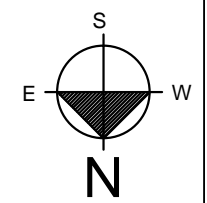


DRAWING NO :
ARCH010

FILE NAME :
SCALE : NTS DATE : 14-06-2018
DRAWN : Suhas DEALT :
CHECKED : Ar.Anil Kulkarni

REV.NO:
R0

JOB.NO:





 LAMINATED CERAMIC SHERA BOARD
  TEXTURE PAINT

PROJECT:
**PROPOSED CONSTRUCTION OF STAFF
 QUARTERS OF BNPMIPL, MYSORE.**

CLIENT:
**BANK NOTE PAPER MILL INDIA Pvt Ltd.
 MYSORE.**

PURPOSE:
 TENDER DRAWINGS

REVISION		
NO	DESCRIPTION	DATE

ARCHITECTS :
KULKARNI ASSOCIATES
 Consulting Architects, Engineers, Project Management Consultants Interior
 Designers & Regd. valuers
 Surya Prema Building, next to Adiga's Restaurant, Kanakapura Road
 No-203, 2nd floor, Above Canara bank Raghuvahalli Branch
 Raghuvahalli Village, Uttarahalli hobli Bangalore-560062
 Email Id : kulkarni.associates@yahoo.com

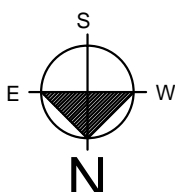
TITLE:
**NORTH SIDE
 ELEVATION**

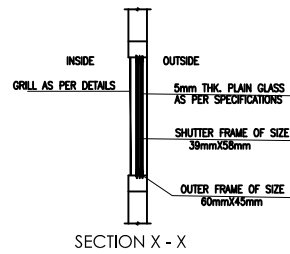
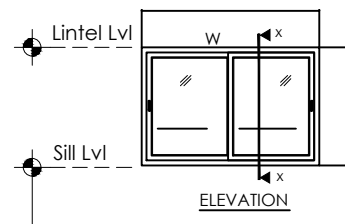
DRAWING NO :
ARCH009

FILE NAME : _____
 SCALE : NTS DATE : 14-06-2018
 DRAWN : DEALT :
 Suhas CHECKED : Ar.Anil Kulkarni

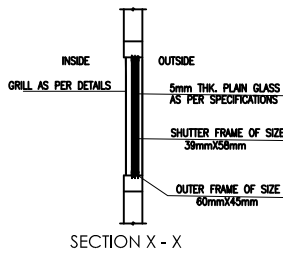
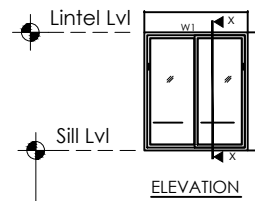
REV.NO:
R0

JOB.NO:

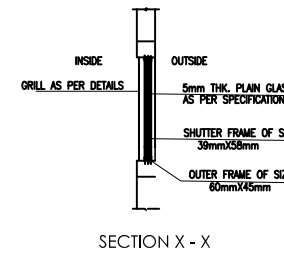
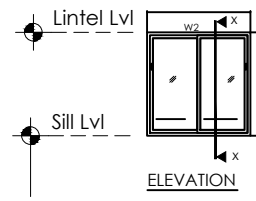


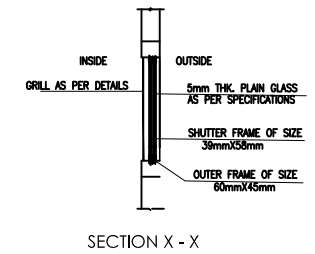
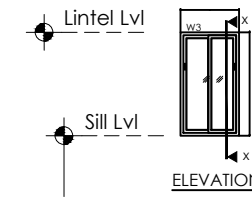
W = 1.82X1.21
WINDOW
OUTER FRAME SIZE -60X45 MM
SASH -39X58 MM
GLAZING BEAD -20X18 MM



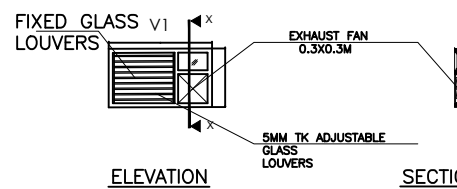
W1 = 1.06X1.21
WINDOW
OUTER FRAME SIZE -60X45 MM
SASH -39X58 MM
GLAZING BEAD -20X18 MM



W2 = 1.06X1.21
DOOR
OUTER FRAME SIZE -60X45 MM
SASH -39X58 MM
GLAZING BEAD -20X18 MM

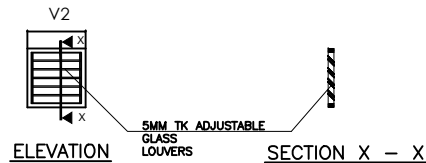


W3 = 0.06 X1.06
WINDOW
OUTER FRAME SIZE -60X45 MM
SASH -39X58 MM
GLAZING BEAD -20X18 MM



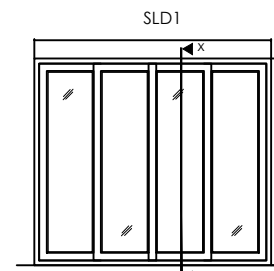
SECTION X - X

V1 = 1.06X0.6M
VENTILATOR
OUTER FRAME SIZE -60X45 MM
GLAZING BEAD -20X18 MM

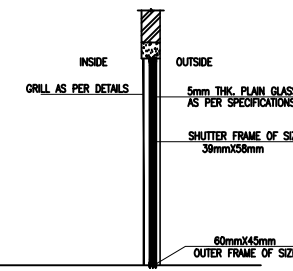


SECTION X - X

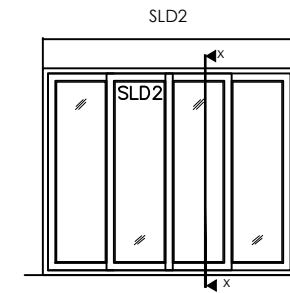
V2 = 0.6X0.6M
VENTILATOR
OUTER FRAME SIZE -60X45 MM



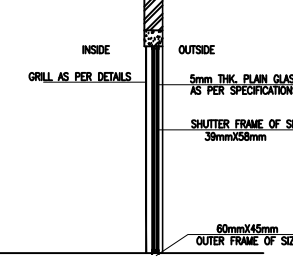
SLD1 = 2.43X2.12
SLIDING DOOR
OUTER FRAME SIZE -60X45 MM
SASH -39X58 MM
GLAZING BEAD -20X18 MM



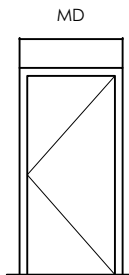
SECTION X - X



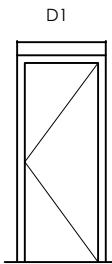
SLD2 = 2.59X2.12
SLIDING DOOR
OUTER FRAME SIZE -60X45 MM
SASH -39X58 MM
GLAZING BEAD -20X18 MM



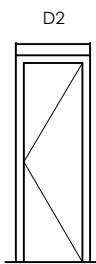
SECTION X - X



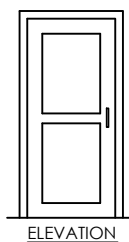
DOOR - LAMINTED WOODEN
DOOR (MD)
SIZE - 1.06 X 2.12 M
FRAME SIZE - 0.125 X 0.065M



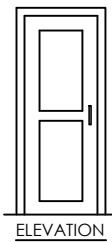
DOOR - LAMINTED WOODEN
DOOR (D1)
SIZE - 0.91MM X 2.12 M
FRAME SIZE - 0.125 X 0.065M



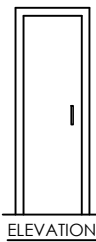
DOOR - LAMINTED WOODEN
DOOR (D2)
SIZE - 0.76 X 2.12 M
FRAME SIZE - 0.125 X 0.065M



ELEVATION



ELEVATION



ELEVATION

NAME	DESCRIPTION	SILL LVL	LINTEL LVL	SIZE	NUMBER								
					GF	1st F	2nd F	3rd F	4th F	5th F	6th F	7th F	HR (Terrace)
Schedule of Door													
MD	Door	-	2.12	1.06X2.12	8	8	8	8	8	8	8	8	-
D1	Door	-	2.12	0.91X2.12	26	26	26	26	26	26	26	26	2
D2	Door	-	2.12	0.76X2.12	16	16	16	16	16	16	16	16	-
SLD1	Door	-	2.12	2.43X2.12	8	8	8	8	8	8	8	8	-
SLD2	Door	-	2.12	2.59X2.12	8	8	8	8	8	8	8	8	-
Schedule of Window													
W	Window	0.91	2.12	1.82X1.21	8	8	8	8	8	8	8	8	-
W1	Window	0.91	2.12	1.06X1.21	4	4	4	4	4	4	4	4	-
W2	Window	1.21	2.12	1.06X1.06	8	8	8	8	8	8	8	8	-
W3	Window	1.21	2.12	0.6X1.06	8	8	8	8	8	8	8	8	-
Schedule of Ventilator													
V1	Ventilator	1.52	2.12	1.06X0.60	4	4	4	4	4	4	4	4	8
V2	Ventilator	1.52	2.12	0.60X0.60	12	12	12	12	12	12	12	12	-

PROJECT:
**PROPOSED CONSTRUCTION OF STAFF
QUARTERS OF BNPMIPL, MYSORE.**

CLIENT:
**BANK NOTE PAPER MILL INDIA Pvt Ltd.
MYSORE.**

PURPOSE:
TENDER DRAWINGS

REVISION		
NO	DESCRIPTION	DATE
Page 17 of 32		

ARCHITECTS :
KULKARNI ASSOCIATES
Consulting Architects, Engineers, Project Management Consultants Interior
Designers & Regd. valuers
Surya Prema Building next to Adiga's Restaurant, Kanakapura Road
No-203, 2nd floor, Above Canara bank Raghuvarahalli Branch
Raghuvarahalli Village, Uttarahalli hobli Bangalore-560062
Email Id : kulkarni.associates@yahoo.com

TITLE:
**DOORS & WINDOWS
SCHEDULE**

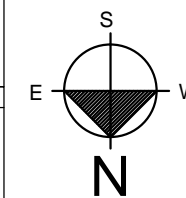


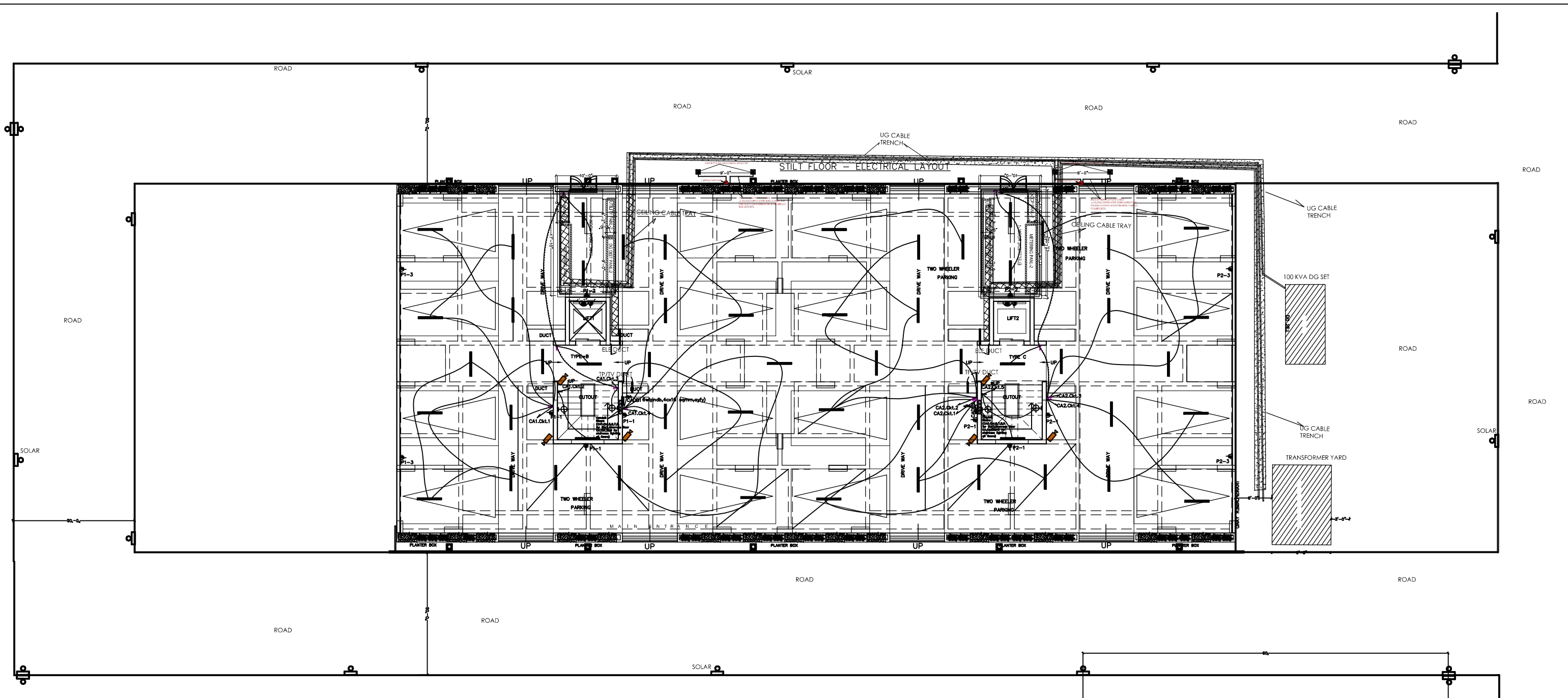
DRAWING NO :
ARCH014

FILE NAME :
SCALE : NTS
DATE : 14-06-2018
DRAWN : Suhas
DEALT :
CHECKED : Ar.Anil Kulkarni

REV.NO:
R0

JOB.NO:





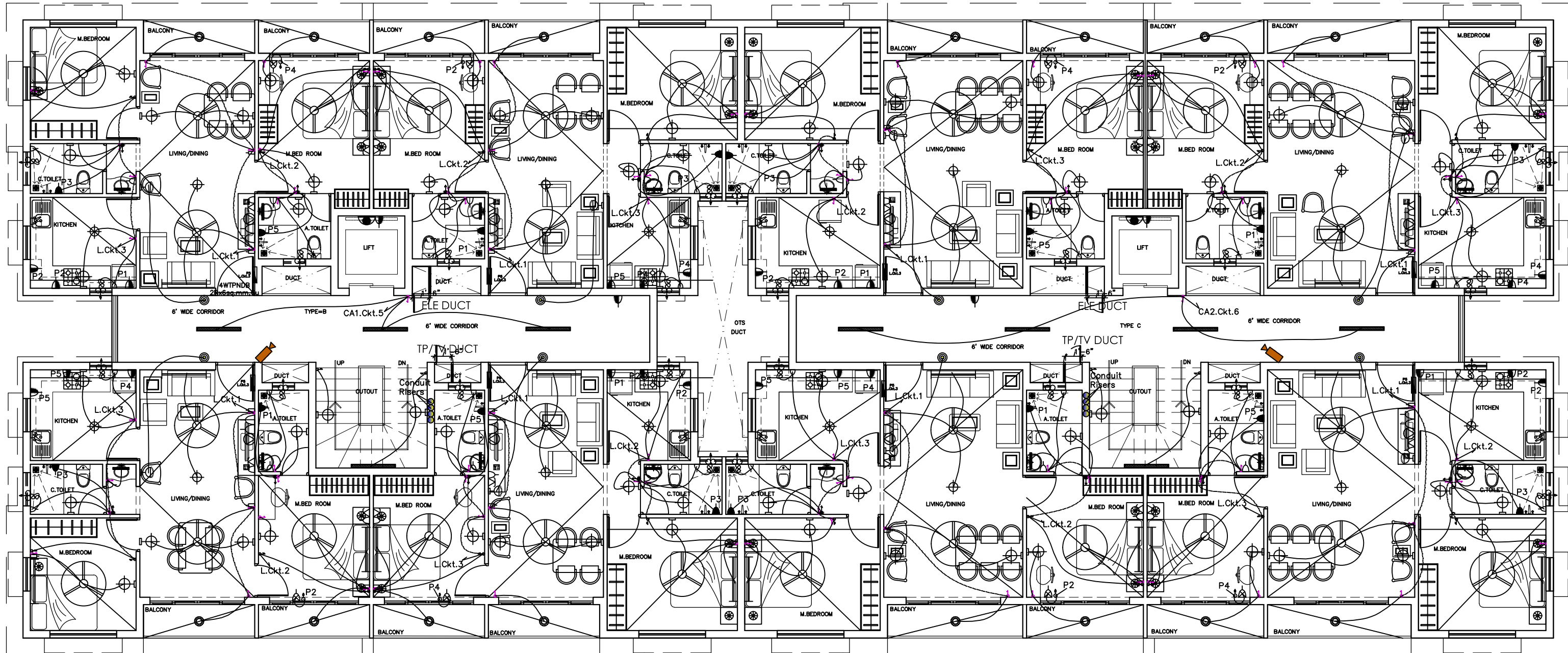
SL. NO.	SYMBOL	DESCRIPTION	SL. NO.	SYMBOL	DESCRIPTION	REV.	DESCRIPTION	Drawn	Chkd	DATE
1	[Symbol]	Street Light 8.0 mtrs. Pole, 40W LED	15	[Symbol]	1000 W LED 4W, FL	R2	FOR TENDER	G.Rao	KB	07.07.2018
2	[Symbol]	Street Light 8.5 mtrs. Pole, 24W LED	16	[Symbol]	1000 W LED 4W, FL	R1	FOR TENDER	G.Rao	KB	07.06.2018
3	[Symbol]	Street Light 8.5 mtrs. Pole, 24W LED	17	[Symbol]	1000 W LED 4W, FL	0	FOR TENDER	G.Rao	KB	22.03.2018
4	[Symbol]	Street Light 8.5 mtrs. Pole, 24W LED	18	[Symbol]	1000 W LED 4W, FL	REV.	DESCRIPTION	Drawn	Chkd	DATE

SL. NO.	SYMBOL	DESCRIPTION	SL. NO.	SYMBOL	DESCRIPTION
1	[Symbol]	1000 W LED 4W, FL	15	[Symbol]	1000 W LED 4W, FL
2	[Symbol]	1000 W LED 4W, FL	16	[Symbol]	1000 W LED 4W, FL
3	[Symbol]	1000 W LED 4W, FL	17	[Symbol]	1000 W LED 4W, FL
4	[Symbol]	1000 W LED 4W, FL	18	[Symbol]	1000 W LED 4W, FL
5	[Symbol]	1000 W LED 4W, FL	19	[Symbol]	1000 W LED 4W, FL
6	[Symbol]	1000 W LED 4W, FL	20	[Symbol]	1000 W LED 4W, FL
7	[Symbol]	1000 W LED 4W, FL	21	[Symbol]	1000 W LED 4W, FL

PROJECT:	PROPOSED CISF STAFF QUARTERS, FOR BNP MILL, MYSORE
ARCHITECTS:	KULKARNI ASSOCIATES Surya Prema Building, next to Adiga's Restaurant, Kanakapura Road, No-203, 2nd floor, Above Canara Bank Raghuvahalli Branch Raghuvahalli Village, U'sarahalli hobli Ph no 080 - 22580683 Bangalore-560082
SCALE	MIS
DATE	18.03.2018
DRAWN	G.RAO
CHKD	KB
APPR	KB
TITLE :- ELECTRICAL LAYOUT-STILT FLOOR	
TENDER DRAWING PA-CSIF-MYS-EL-01	



TYPICAL G+7 FLOORS ELECTRICAL LAYOUT



ELECTRICAL-LEGEND					
SL.	SYMBOL	DESCRIPTION	SL.	SYMBOL	DESCRIPTION
1		SP SWITCH/TWO-WAY SWITCH	8.1		1x28 W TS 4R, FTL
2		Wall-bracket-TO-15W, Retrofit-LED	8.2		1x20 W LED 4R
3		CEILING FAN	9		EXHAUST FAN
4		18 W CEILING LED LIGHT	10		6A SOCKET WITH SWITCH
5		FAN REGULATOR	11		6/16A SOCKET+16A SWITCH
6		TELEPHONE OUTLET	12		20A SOCKET FOR GEYSER
7		TV OUTLET	13		20A GEYSER SWITCH
			14		20A SOCKET FOR AC
			15		20A DP SWITCH FOR AC
			16		CCV CAMERA
			17		DISTRIBUTION BOARD
			18		BULKHEAD
			19		GATE LIGHT
			20		BUZZER
			21		BELL PUSH
			15		MIRROR LIGHT
			16		12W CEILING LED LIGHT

REV.	DESCRIPTION	Drawn	Chkd	DATE
R2	FOR TENDER	G.Rao	KB	07.07.2018
R1	FOR TENDER	G.Rao	KB	07.06.2018
0	FOR TENDER	G.Rao	KB	22.03.2018

PROJECT :
 PROPOSED CISF STAFF
 QUARTERS,
 FOR BNP MILL, MYSORE

ARCHITECTS:
KULKARNI ASSOCIATES
 Surya Prema Building, next to Adiga's Restaurant,
 Kanakapura Road, No-203, 2nd floor, Above Canara
 bank Raghuvahalli Branch
 Raghuvahalli Village, Uttarahalli hobli
 Ph no 080 - 22560663 Bangalore-560062

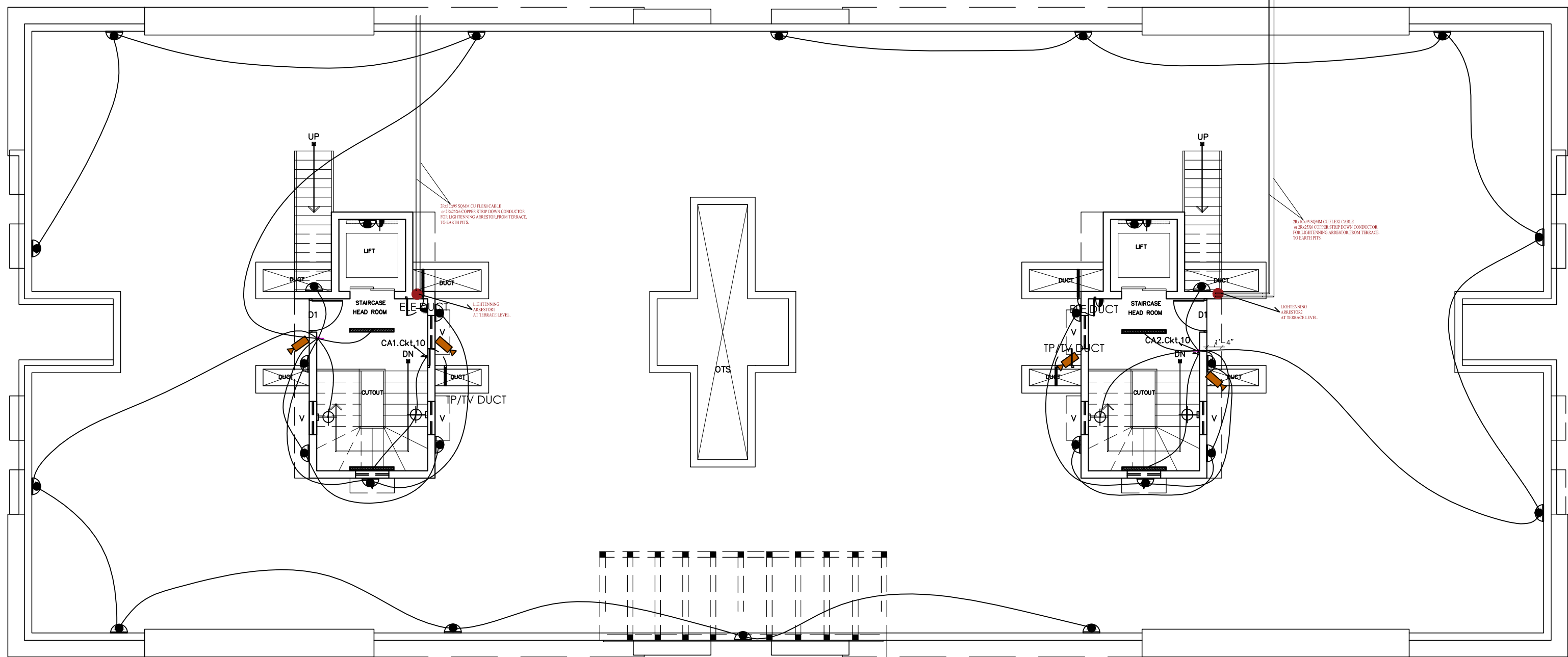
SCALE	DATE	DRAWN	CHKD	APPR
NTS	18.03.2018	G.RAO	KB	KB

TITLE :-
 ELECTRICAL LAYOUT-TYPICAL FLOOR
 (G+7 FLOORS)

DWG. NO.
 PA-CSIF-MYS-EL-02



TERRACE FLOOR – ELECTRICAL LAYOUT



ELECTRICAL-LEGEND			
SL. SYMBOL	DESCRIPTION	SL. SYMBOL	DESCRIPTION
1	SP SWITCH/TWO-WAY SWITCH	8.1	1X28 W TS 4FL, FTL
2	Wall-bracket-10-15W, Retrofit-LED	8.2	1X20 W LED 4FL
3	CEILING FAN	9	EXHAUST FAN
4	16 W CEILING LED LIGHT	10	6A SOCKET WITH SWITCH
5	FAN REGULATOR	11	6/16A SOCKET+16A SWITCH
6	TELEPHONE OUTLET	12	20A SOCKET FOR GEYSER
7	TV OUTLET	13	20A GEYSER SWITCH
		14	20A SOCKET FOR AC
		15	20A DP SWITCH FOR AC
		16	CCTV CAMERA
		17	DISTRIBUTION BOARD
		18	BULKHEAD
		19	GATE LIGHT
		20	BUZZER
		21	BELL PUSH

REV.	DESCRIPTION	Drawn	Chkd	DATE
R2	FOR TENDER	G.Rao	KB	07.07.2018
R1	FOR TENDER	G.Rao	KB	07.06.2018
0	FOR TENDER	G.Rao	KB	22.03.2018
REV.	DESCRIPTION	Drawn	Chkd	DATE

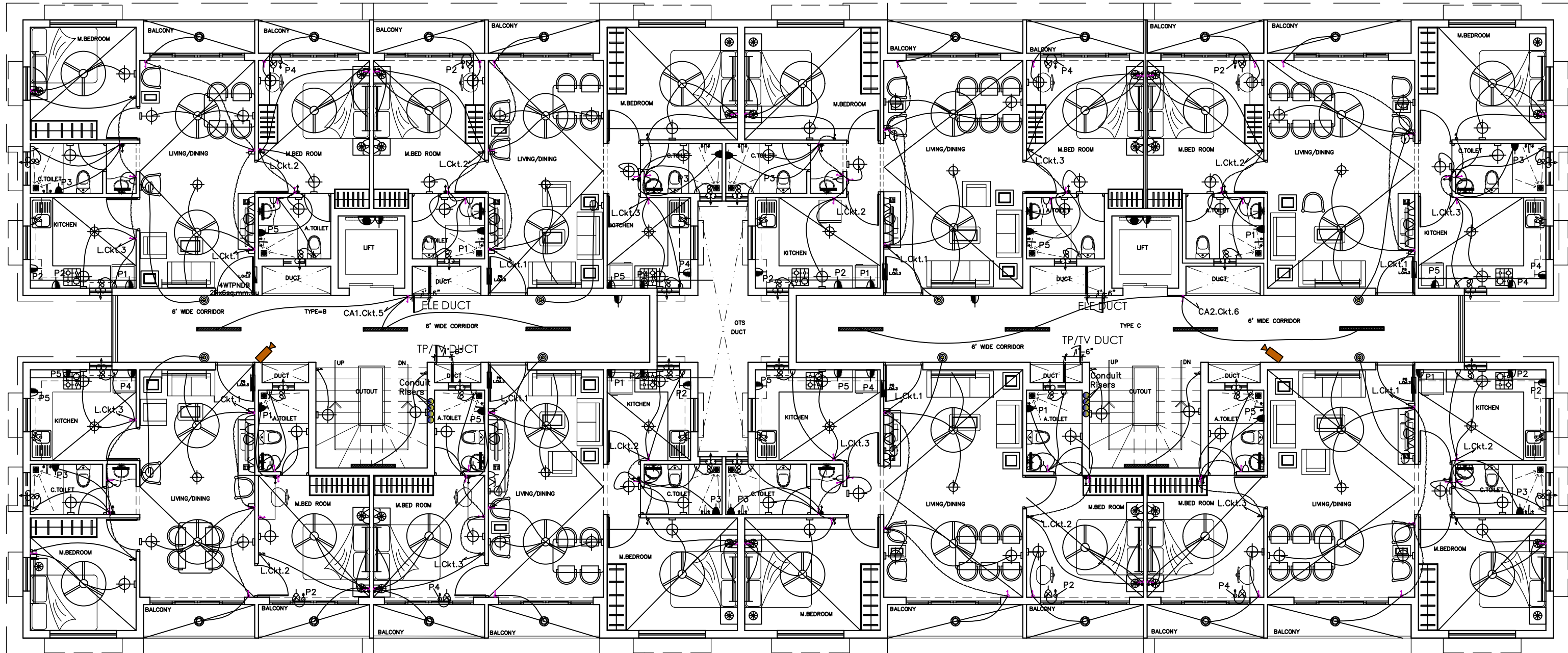
PROJECT:
 PROPOSED CISF STAFF
 QUARTERS,
 FOR BNP MILL, MYSORE

ARCHITECTS:
KULKARNI ASSOCIATES
 Surya Prema Building, next to Adiga's Restaurant,
 Kanakapura Road, No-203, 2nd floor, Above Canara
 bank Raghuvahalli Branch
 Raghuvahalli Village, Uttarahalli hobli
 Ph no 080 - 22560663 Bangalore-560062

SCALE	DATE	DRAWN	CHKD	APPR
NTS	18.03.2018	G.RAO	KB	KB
TITLE :- ELECTRICAL LAYOUT-TERRACE FLOOR TENDER DWG				
DWG. NO. PA-CSIF-MYS-EL-03				



TYPICAL G+7 FLOORS ELECTRICAL LAYOUT



ELECTRICAL-LEGEND					
SL.	SYMBOL	DESCRIPTION	SL.	SYMBOL	DESCRIPTION
1		SP SWITCH/TWO-WAY SWITCH	8.1		1x28 W TS 4R, FTL
2		Wall-bracket-TO-15W, Retrofit-LED	8.2		1x20 W LED 4R
3		CEILING FAN	9		EXHAUST FAN
4		18 W CEILING LED LIGHT	10		6A SOCKET WITH SWITCH
5		FAN REGULATOR	11		6/16A SOCKET+16A SWITCH
6		TELEPHONE OUTLET	12		20A SOCKET FOR GEYSER
7		TV OUTLET	13		20A GEYSER SWITCH
			14		20A SOCKET FOR AC
			15		20A DP SWITCH FOR AC
			16		CCV CAMERA
			17		DISTRIBUTION BOARD
			18		BULKHEAD
			19		GATE LIGHT
			20		BUZZER
			21		BELL PUSH

REV.	DESCRIPTION	Drawn	Chkd	DATE
R2	FOR TENDER	G.Rao	KB	07.07.2018
R1	FOR TENDER	G.Rao	KB	07.06.2018
0	FOR TENDER	G.Rao	KB	22.03.2018

PROJECT :
 PROPOSED CISF STAFF
 QUARTERS,
 FOR BNP MILL, MYSORE

ARCHITECTS:
KULKARNI ASSOCIATES
 Surya Prema Building, next to Adiga's Restaurant,
 Kanakapura Road, No-203, 2nd floor, Above Canara
 bank Raghuvanahalli Branch
 Raghuvanahalli Village, Uttarahalli hobli
 Ph no 080 - 22560663 Bangalore-560062

SCALE	DATE	DRAWN	CHKD	APPR
NTS	18.03.2018	G.RAO	KB	KB

TITLE :-
 ELECTRICAL LAYOUT-TYPICAL FLOOR
 (G+7 FLOORS)

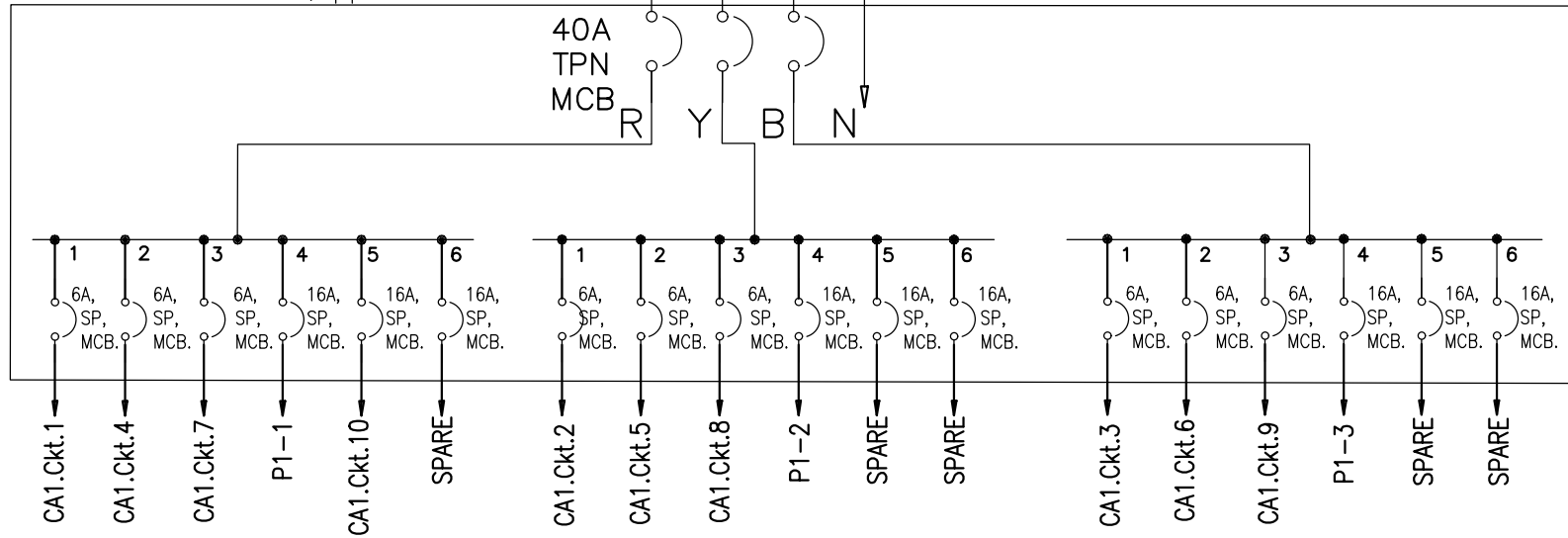
TENDER DRAWING
 PA-CSIF-MYS-EL-02



CADB1
TPN.DB

HORIZONTAL
6 WAY TPN DB
Loc: Staircase, opp: Lift-1

From Metering Panel-1/2
4Cx16sq.mm, AYFY, Cable
+2RX8 SWG for Earth

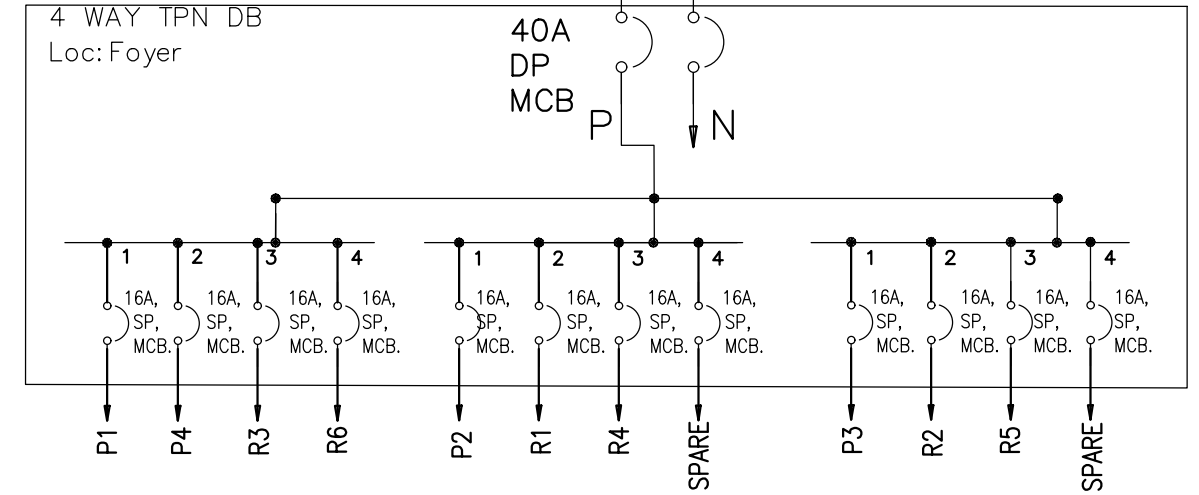


Note: All MCBs - C-Curve type

Flat-LPDB
(Typical)
TPN.DB

HORIZONTAL
4 WAY TPN DB
Loc: Foyer

From Metering Panel-1/2
2RX6sq.mm.CU,PVC,FRLS, wire
+2RX4sq.mm.CU,PVC,FRLS, wire

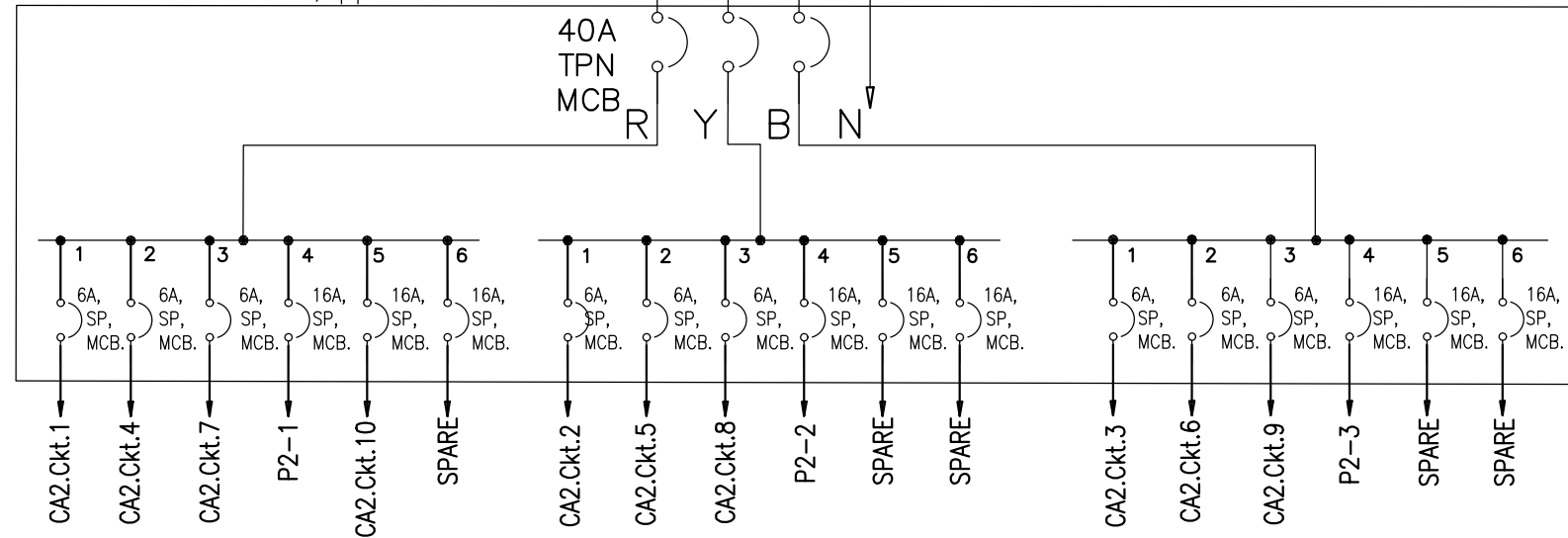


Note: All MCBs - C-Curve type

CADB2
TPN.DB

HORIZONTAL
6 WAY TPN DB
Loc: Staircase, opp: Lift-2

From Metering Panel-1/2
4Cx16sq.mm, AYFY, Cable
+2RX8 SWG for Earth



Note: All MCBs - C-Curve type

DB SCHEMATICS

TITLE :-
DB DETAILS

DWG. NO.
PA-CSIF-MYS-DB-01

PROJECT:

PROPOSED CISF STAFF
QUARTERS,
FOR BNMILL, MYSORE

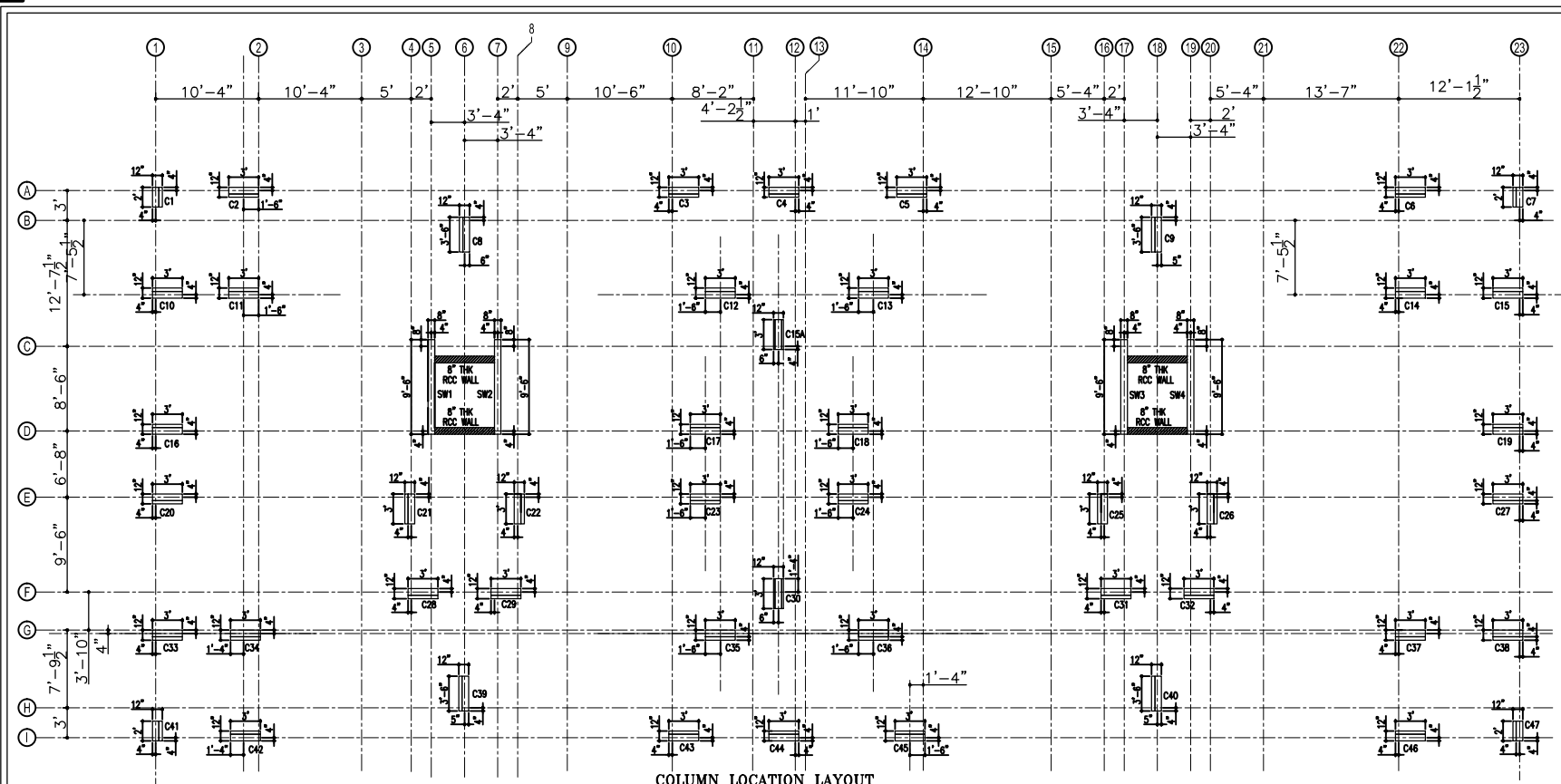
ARCHITECTS:

KULKARNI ASSOCIATES

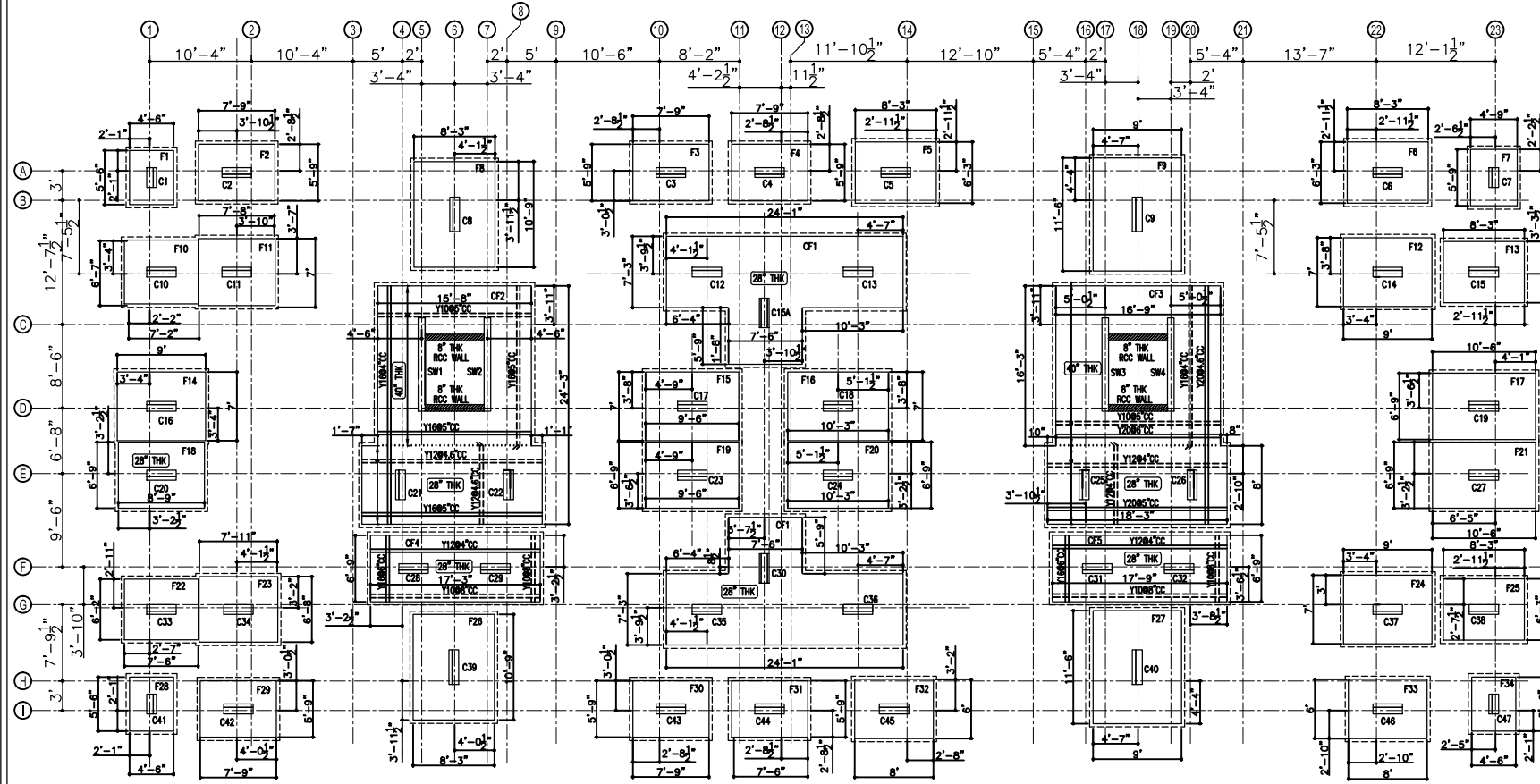
Surya Prema Building, next to Adiga's Restaurant,
Kanakapura Road, No-203, 2nd floor, Above Canara
bank Raghuvahalli Branch
Raghuvahalli Village, Uttarahalli hobli
Ph no 080 - 22560663 Bangalore-560062

0	FOR TENDER	G.Rao	KB	07.06.2018
REV.	DESCRIPTION	Drawn	Chkd	DATE
TENDER DRAWING				



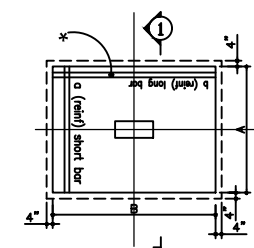


COLUMN LOCATION LAYOUT

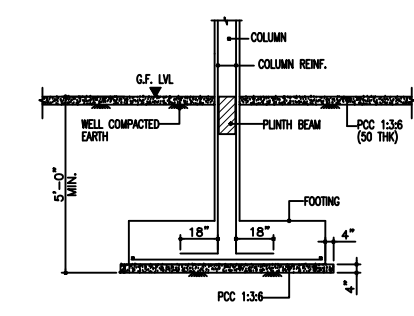


FOOTING LAYOUT

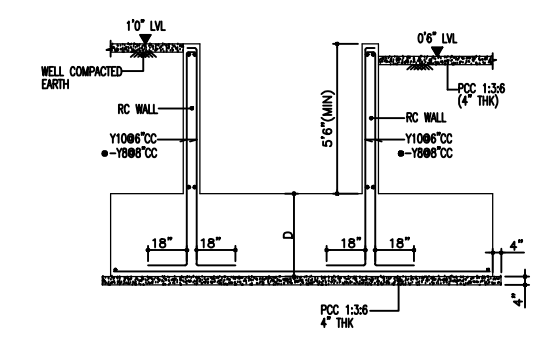
* REINF. AT BOTTOM SHALL BE PROVIDE WHERE CANTILEVER LENGTH IS MORE



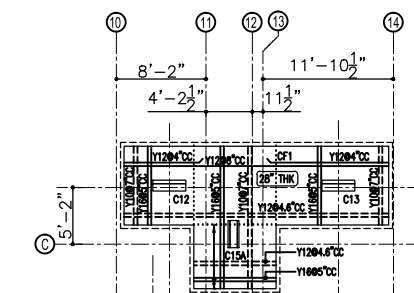
TYPICAL FOOTING PLAN



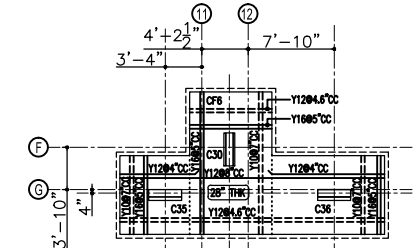
TYP FOOTING SECTION-01



SECTION-01



CF1 FOOTING REINF. DETAILS



CF6 FOOTING REINF. DETAILS

NOTES :

1. CONCRETE MIX- M25
2. Y REPRESENTS TOR STEEL GRADE- Fe-500
3. CLEAR COVER TO MAIN REINF. IN -
FOOTING- 50MM
COLUMN- 40MM
4. FOUNDATION DESIGNED FOR STILT FLOOR + 8 UPPER FLOORS (9 SLAB).
5. EXCAVATED SURFACE TO BE PROTECTED AGAINST SLIDING BY PROPER SHORING.
6. SBC OF SOIL IS CONSIDERED AS 40 T/M2

REFERENCE DRAWING :

1. REFER DRAWING NO. FOR GENERAL NOTES:
GEN - 01
GEN - 02
GEN - 03
GEN - 04
2. REFER RELEVANT ARCHITECTURAL / SERVICES DRAWINGS
3. REFER RELEVANT DRAWING NO.
DV-S1-01
FOR COLUMN LOCATION LAYOUT

NO	DESCRIPTION	DATE
REVISION		
TENDER DRAWING		

PURPOSE:
PROPOSED DESIGN FOR STAFF QUARTER OF BNPMPIL(M)

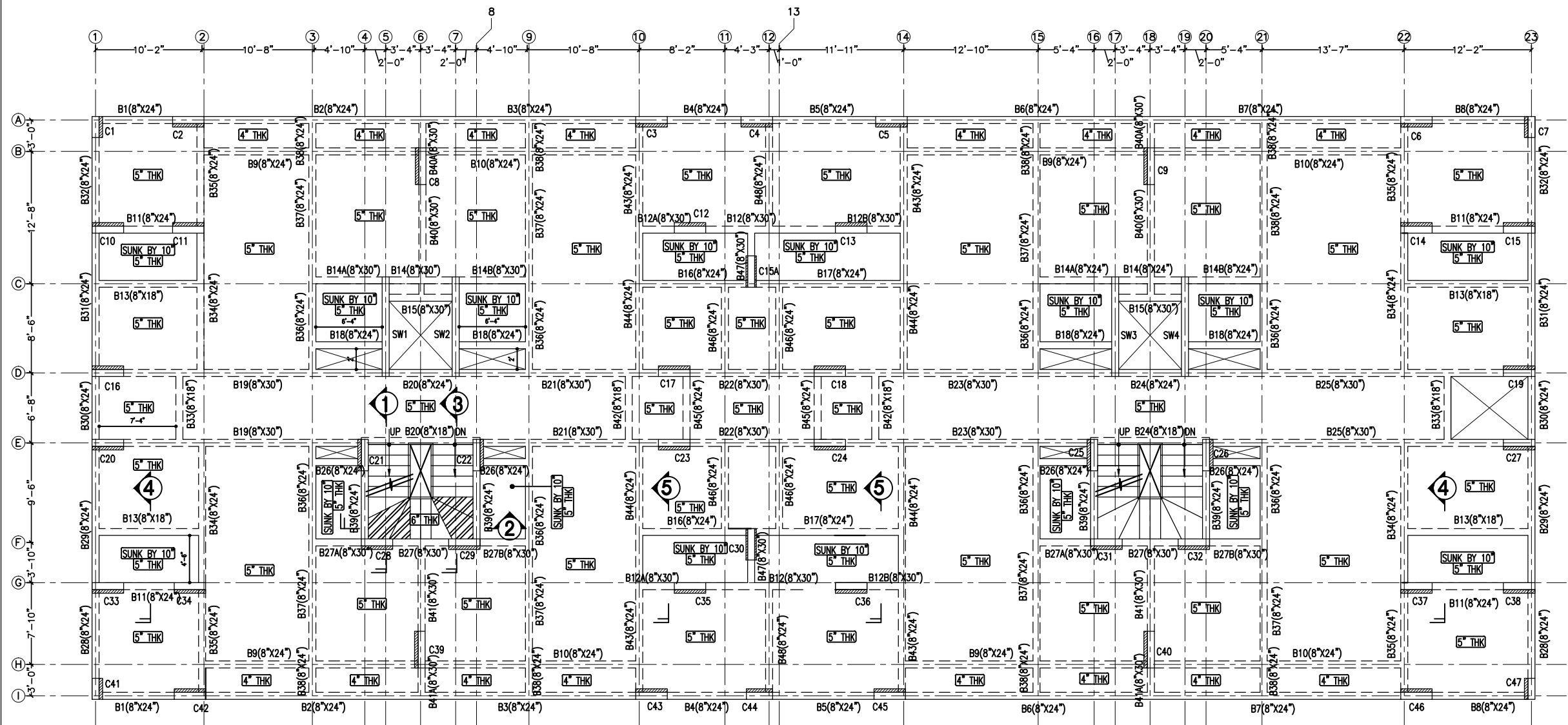
CLIENT:

ARCHITECTS :
KULKARNI ASSOCIATES
Consulting Architects, Engineers, Project Management Consultants Interior Designers & Regd. valuers
Surya Prema Building, next to Aulga's Restaurant, Kanakapura Road
No.203,2nd floor, Above Cosmos bank, Baghavanahalli Branch,
Raghuvanahalli Village, Uttarahalli hobli Bangalore-560062
Email id : kulkarni.associates@yahoo.com

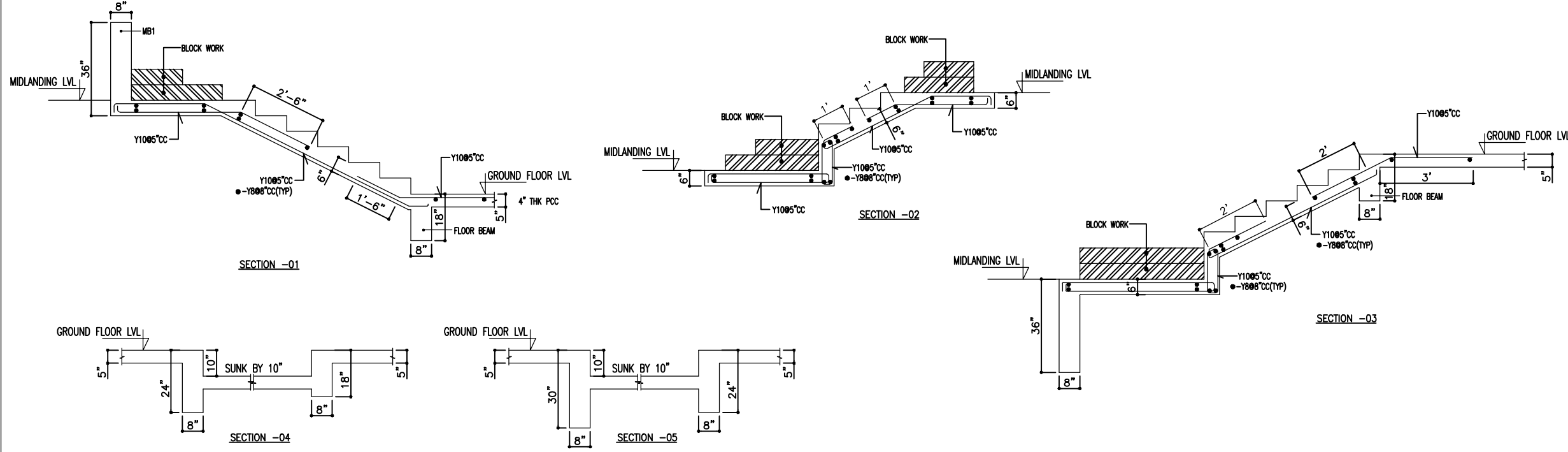
TITLE:
FOUNDATION DETAIL

FILE NAME :	DATE : 03-11-2018	JOB NO. :
SCALE : 1:96		DV-662
DRAWN : SHYLAJA	DEALT :	
	CHECKED :	
DRAWING NO. : DV-S1-01		REVNO. :





GROUND FLOOR FORMWORK LAYOUT



- NOTES :**
1. CONCRETE MIX- M25
 2. Y REPRESENTS TOR STEEL GRADE- Fe-500
 3. CLEAR COVER TO MAIN REINF. IN -
 - BEAMS- 30MM
 - SLABS- 25MM

- REFERENCE DRAWING :**
1. REFER DRAWING NO. FOR GENERAL NOTES:
 - GEN - 01
 - GEN - 02
 - GEN - 03
 - GEN - 04
 2. REFER RELEVANT ARCHITECTURAL / SERVICES DRAWINGS
 3. REFER RELEVANT DRAWING NO.
 - DV-S1-01
 FOR COLUMN LOCATION LAYOUT

NO	DESCRIPTION	DATE

PURPOSE:
TENDER DRAWING

PROJECT:
PROPOSED DESIGN FOR STAFF QUARTER OF BNPMPIL(M)

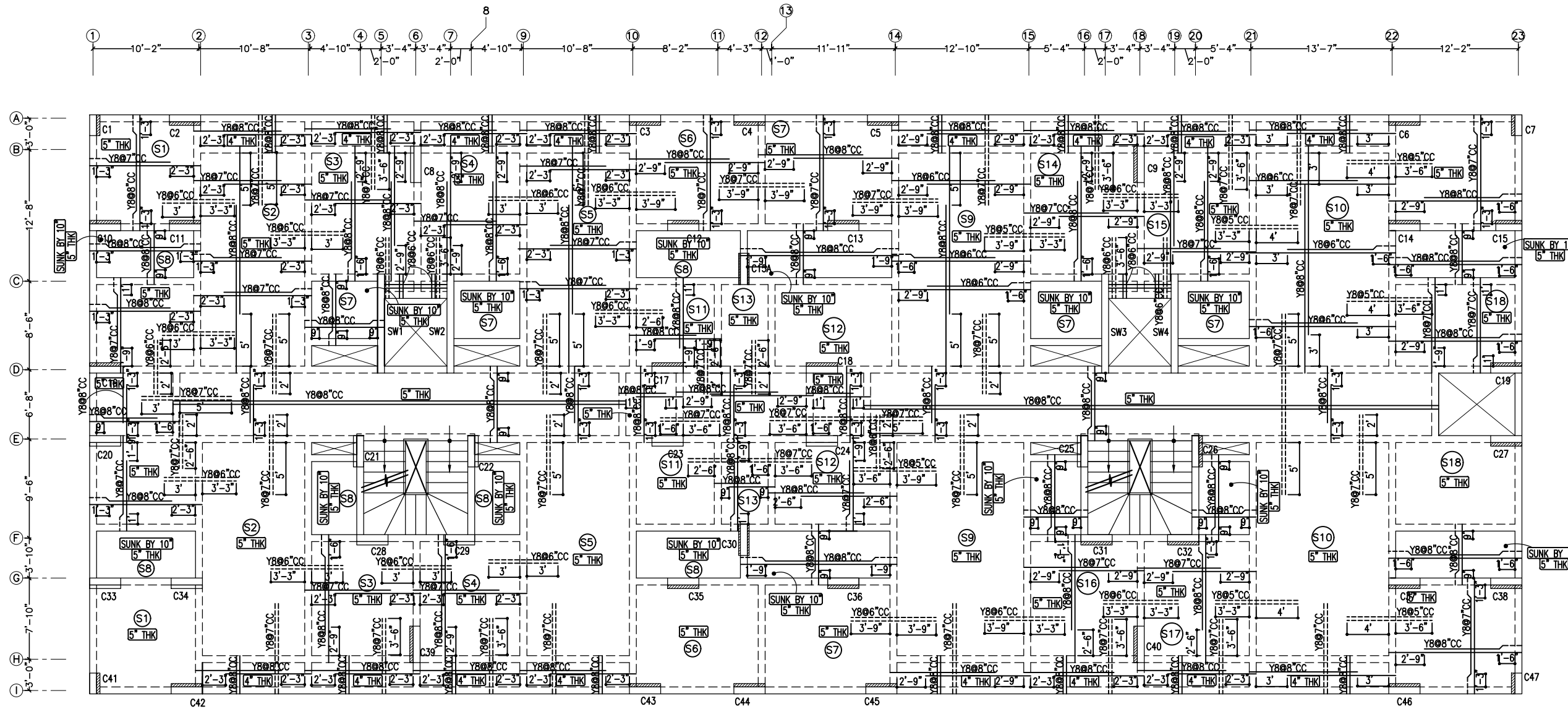
CLIENT:

ARCHITECTS :
KULKARNI ASSOCIATES
Consulting Architects, Engineers, Project Management Consultants Interior Designers & Regd. valuers
Surya Prema Building, next to Adiga's Restaurant, Kanakapura Road
No-203, 2nd Floor Above Canara Bank, Rajahmundry Branch
Rajahmundry Village, Uttaraballi hobli, Bangalore- 560062
Email id : kulkarni.associates@yahoo.com

TITLE:
GROUND FLOOR FORMWORK LAYOUT

FILE NAME :	DATE : 03-11-2018	JOB NO.:
SCALE :	DEALT :	DV-662
DRAWN : SHYLAJA	CHECKED :	
DRAWING NO.:	DV-S2-02	REV. NO.:
		R0





GROUND FLOOR SLAB REINF. LAYOUT

- NOTES :**
1. CONCRETE MIX- M25
 2. Y REPRESENTS TOR STEEL GRADE- Fe-500
 3. CLEAR COVER TO MAIN REINF. IN -
 BEAMS- 30MM
 SLABS- 25MM
 4. [Hatched symbol] INDICATES THAT COLUMN STOPS AT THIS LEVEL.
 5. REINF. INDICATE AT PLAN
 ----- AT TOP
 ----- AT BOTTOM
 6. DISTRIBUTION REINF. FOR TOP REINF. SHALL BE Y808'CC UNLESS SPECIFIED.

- REFERENCE DRAWING :**
1. REFER DRAWING NO. FOR GENERAL NOTES:
 GEN - 01
 GEN - 02
 GEN - 03
 GEN - 04
 2. REFER RELEVANT ARCHITECTURAL / SERVICES DRAWINGS

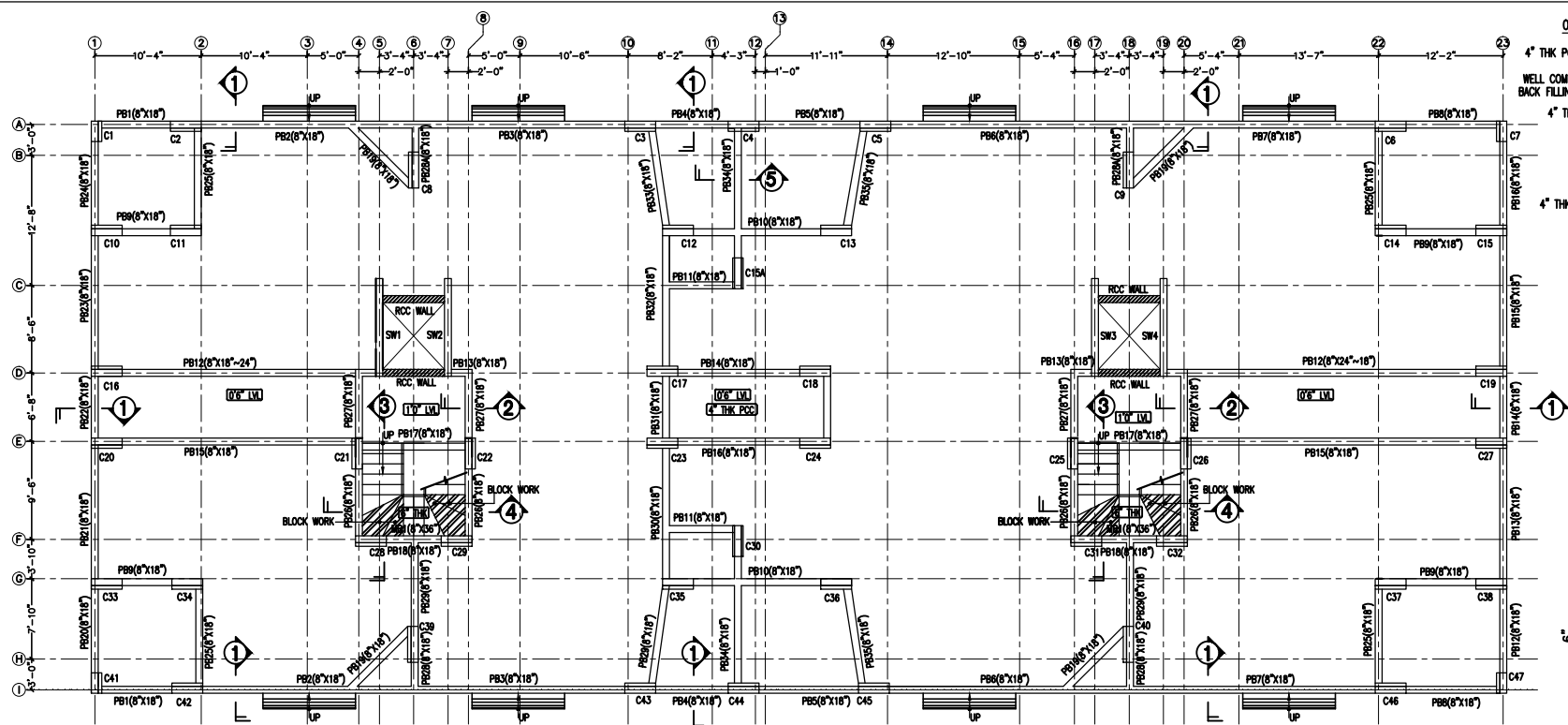
NO	DESCRIPTION	DATE
REVISION		
PURPOSE:		
TENDER DRAWING		
PROJECT:		
PROPOSED DESIGN FOR STAFF QUARTER OF BNPMPIL(M)		
CLIENT:		
ARCHITECTS :		
KULKARNI ASSOCIATES		
Consulting Architects, Engineers, Project Management Consultants Interior Designers & Regd. valuers		
Surya Prema Building, next to Adiga's Restaurant, Kanakapura Road No-203, 2nd Floor Above Canara bank, Raghunahalli Branch, Raghunahalli Village, Uttarahalli hobli, Bangalore-560062		
Email Id : kulkarniassociates@yahoo.com		



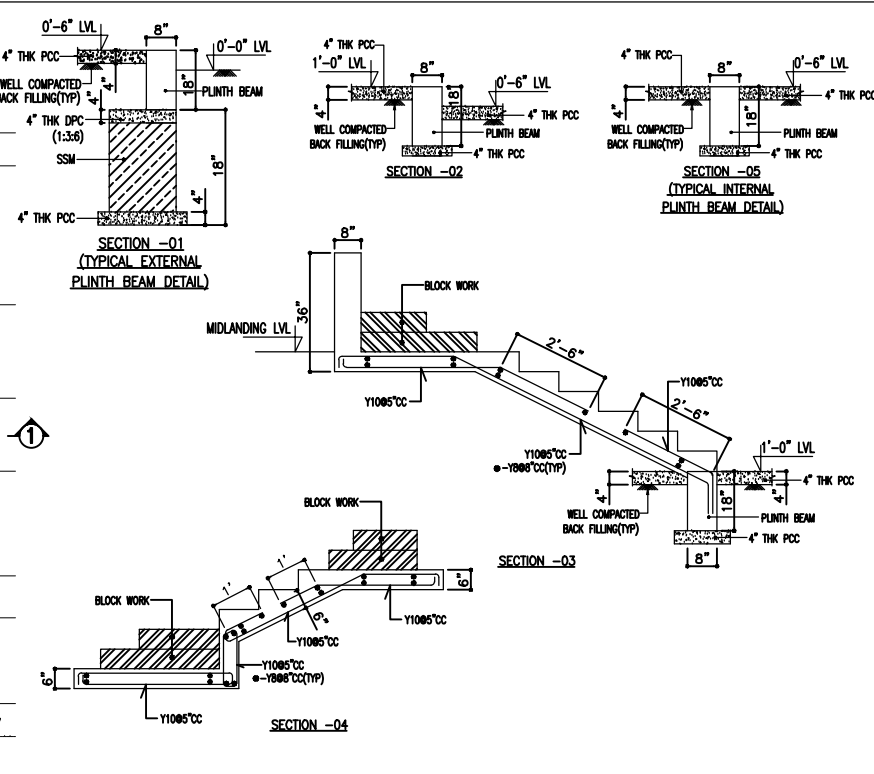
TITLE:
GROUND FLOOR SLAB REINF. LAYOUT

FILE NAME :	DATE : 03-11-2018	JOB NO:
SCALE :	DEALT :	DV-662
DRAWN :	CHECKED :	
SHYLAJA		
DRAWING NO: DV-S2-03		REV NO: R0





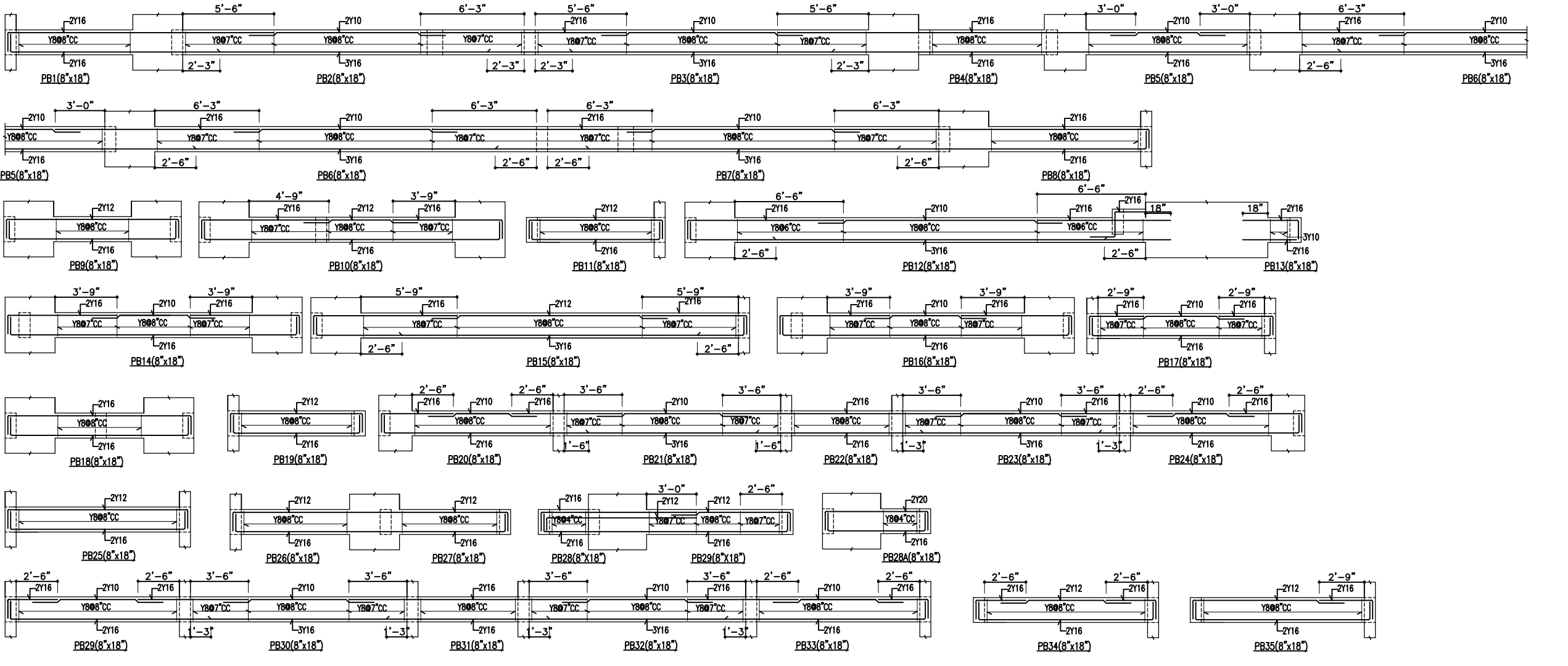
PLINTH BEAM LAYOUT



- NOTES:**
1. CONCRETE MIX- M25
 2. Y REPRESENTS TOR STEEL GRADE- Fe-500
 3. CLEAR COVER TO MAIN REINF. IN BEAMS- 30MM

- REFERENCE DRAWING:**
1. REFER DRAWING NO. FOR GENERAL NOTES:
GEN - 01
GEN - 02
GEN - 03
GEN - 04
 2. REFER RELEVANT ARCHITECTURAL / SERVICES DRAWINGS

PLINTH BEAM DETAILS



NO	DESCRIPTION	DATE
	REVISION	

PURPOSE:
TENDER DRAWING

PROJECT:
PROPOSED DESIGN FOR STAFF QUARTER OF BNPMPIL(M)

CLIENT:

ARCHITECTS:
KULKARNI ASSOCIATES
Consulting Architects, Engineers, Project Management Consultants Interior
Surya Prema Building, next to Adiga's Restaurant, Kanakapura Road
No-203, 2nd Floor, Above Canara Bank, Raghuvahalli Branch
Raghuvahalli Village, Uttarahalli, Bengaluru-560082
Email Id : kulkarni.associates@yahoo.com

STRUCTURAL CONSULTANTS:
DESIGN VENTURES
Engineering Consultants (I) Pvt. Ltd.
STRUCTURAL CONSULTANTS
No. 27/1, 9th Main, R.M.V Extension,
Sadashivanagar, Bangalore-560080
Ph No: 080-23618899/98
WebSite: www.designventuresindia.com

TITLE:
PLINTH BEAM LAYOUT AND BEAM DETAILS

FILE NAME :	DATE : 03-11-2018	JOB NO.:
SCALE :	DEALT :	DV-662
DRAWN : SHYLAJA	CHECKED :	
DRAWING NO. : DV-S2-01	REVNO.:	



TERRACE FLOOR								
	Y8@8"CC	Y8@8"CC	Y8@8"CC	Y8@8"CC	Y8@8"CC	Y8@8"CC	Y8@8"CC	Y8@8"CC
	M25	M25	M25	M25	M25	M25	M25	M25
	8" X 9"	8" X 9"	8" X 9"	8" X 24"	8" X 36"	8" X 36"	8" X 36"	8" X 36"
	12-Y16+26-Y12	8-Y16+36-Y12	12-Y16+32-Y12	10-Y12	4-Y16+8-Y12	4-Y20+8-Y16	4-Y20+8-Y16	12-Y20
SIXTH FLOOR								
	Y8@8"CC	Y8@8"CC	Y8@8"CC	Y8@8"CC	Y8@8"CC	Y8@8"CC	Y8@8"CC	Y8@8"CC
	M25	M25	M25	M25	M25	M25	M25	M25
	8" X 9"	8" X 9"	8" X 9"	8" X 24"	8" X 36"	8" X 36"	8" X 36"	8" X 36"
	12-Y16+26-Y12	8-Y16+36-Y12	16-Y16+32-Y12	10-Y12	4-Y16+8-Y12	4-Y16+8-Y12	4-Y16+8-Y12	12-Y16
FIFTH FLOOR								
	Y8@8"CC	Y8@8"CC	Y8@8"CC	Y8@8"CC	Y8@8"CC	Y8@8"CC	Y8@8"CC	Y8@8"CC
	M25	M25	M25	M25	M25	M25	M25	M25
	8" X 9"	8" X 9"	8" X 9"	8" X 24"	8" X 36"	8" X 36"	8" X 36"	8" X 36"
	8-Y16+30-Y12	4-Y16+40-Y12	12-Y16+32-Y12	8-Y16+2-Y12	4-Y16+8-Y12	4-Y16+8-Y12	4-Y16+8-Y12	12-Y16
FOURTH FLOOR								
	Y8@8"CC	Y8@8"CC	Y8@8"CC	Y8@8"CC	Y8@8"CC	Y8@8"CC	Y8@8"CC	Y8@8"CC
	M25	M25	M25	M25	M25	M25	M25	M25
	8" X 9"	8" X 9"	8" X 9"	8" X 24"	8" X 36"	8" X 36"	8" X 36"	8" X 36"
	4-Y16+34-Y12	4-Y16+40-Y12	16-Y16+28-Y12	4-Y25+6-Y20	4-Y16+8-Y12	4-Y16+8-Y12	4-Y16+8-Y12	12-Y16
THIRD FLOOR								
	Y8@8"CC	Y8@8"CC	Y8@8"CC	Y8@8"CC	Y8@8"CC	Y8@8"CC	Y8@8"CC	Y8@8"CC
	M30	M30	M30	M30	M30	M30	M30	M30
	8" X 9"	8" X 9"	8" X 9"	8" X 24"	8" X 36"	8" X 36"	8" X 36"	8" X 36"
	4-Y16+34-Y12	4-Y16+40-Y12	12-Y16+32-Y12	8-Y25+2-Y20	4-Y16+8-Y12	4-Y16+8-Y12	4-Y16+8-Y12	12-Y16
SECOND FLOOR								
	Y8@8"CC	Y8@8"CC	Y8@8"CC	Y8@8"CC	Y8@8"CC	Y8@8"CC	Y8@8"CC	Y8@8"CC
	M30	M30	M30	M30	M30	M30	M30	M30
	8" X 9"	8" X 9"	8" X 9"	8" X 24"	8" X 36"	8" X 36"	8" X 36"	8" X 36"
	4-Y16+34-Y12	8-Y16+36-Y12	20-Y16+24-Y12	8-Y25+2-Y20	4-Y16+8-Y12	4-Y16+8-Y12	4-Y16+8-Y12	8-Y16+4-Y12
FIRST FLOOR								
	Y8@8"CC	Y8@8"CC	Y8@8"CC	Y8@8"CC	Y8@8"CC	Y8@8"CC	Y8@8"CC	Y8@8"CC
	M30	M30	M30	M30	M30	M30	M30	M30
	8" X 9"	8" X 9"	8" X 9"	8" X 24"	8" X 36"	8" X 36"	8" X 36"	8" X 36"
	16-Y16+22-Y12	40-Y16+4-Y12	8-Y20+36-Y16	10-Y25	4-Y16+8-Y12	8-Y16+4-Y12	8" X 36"	4-Y20+8-Y16
GROUND FLOOR								
	Y8@8"CC	Y8@8"CC	Y8@8"CC	Y8@8"CC	Y8@8"CC	Y8@8"CC	Y8@8"CC	Y8@8"CC
	M35	M35	M35	M35	M35	M35	M35	M35
	8" X 9"	8" X 9"	8" X 9"	8" X 24"	8" X 36"	8" X 36"	8" X 36"	8" X 36"
	28-Y16+10-Y12	16-Y20+28-Y16	36-Y20+8-Y16	8-Y20+2-Y16	4-Y16+8-Y12	8-Y16+4-Y12	8-Y16+4-Y12	4-Y20+8-Y16
STILT FLOOR								
	Y8@8"CC	Y8@8"CC	Y8@8"CC	Y10@8"CC	Y10@8"CC	Y10@8"CC	Y10@8"CC	Y10@8"CC
	M35	M35	M35	M35	M35	M35	M35	M35
	8" X 9"	8" X 9"	8" X 9"	12" X 24"	12" X 36"	12" X 36"	12" X 36"	12" X 36"
	24-Y25+14-Y20	40-Y25+4-Y20	40-Y25+4-Y20	8-Y20+2-Y16	12-Y16	12-Y16	12-Y16	4-Y20+8-Y16
COLUMN NUMBER	SW1,SW2	SW3	SW4	C1,C7,C41,C47	C2,C42,C46	C3,C35	C4,C6,C10,	C5

NOTES:
1. CONCRETE MIX- AS PER SCHEDULE
2. Y REPRESENTS TOR STEEL GRADE- Fe-500
3. CLEAR COVER TO MAIN REINF. IN - COLUMN- 40MM

REFERENCE DRAWING:
1. REFER DRAWING NO. FOR GENERAL NOTES:
GEN - 01
GEN - 02
GEN - 03
GEN - 04
2. REFER RELEVANT ARCHITECTURAL / SERVICES DRAWINGS
3. REFER RELEVANT DRAWING NO. DV-S1-01 FOR FOUNDATION DETAIL

NO	DESCRIPTION	DATE
	REVISION	

PURPOSE:
TENDER DRAWING

PROJECT:
PROPOSED DESIGN FOR STAFF QUARTER OF BNPMP(LM)

CLIENT:

ARCHITECTS :
KULKARNI ASSOCIATES
Consulting Architects, Engineers, Project Management Consultants Interior Designers & Regd. valuers
Surya Prema Building, next to Adiga's Restaurant, Kanakapura Road No. 203, 2nd floor, Above Camera bank Baghvalahalli Branch, Baghvalahalli Village, Uttarahalli hobli Bangalore- 560082
Email id : kulkarni.associates@yahoo.com

TITLE:
SCHEDULE OF COLUMNS (SHEET NO-01 OF 04)

FILE NAME :	DATE : 03-11-2018	JOB NO.
SCALE :	DEALT :	DV-662
DRAWN : SHYLAJA	CHECKED :	
DRAWING NO : DV-S1-02	REVNO :	



TERRACE FLOOR												
	Y8@8"CC	Y8@8"CC	Y8@8"CC	Y8@8"CC	Y8@8"CC	Y8@8"CC	Y8@8"CC	Y8@8"CC	Y8@8"CC	Y8@8"CC	Y8@8"CC	Y8@8"CC
SIXTH FLOOR												
	Y8@8"CC	Y8@8"CC	Y8@8"CC	Y8@8"CC	Y8@8"CC	Y8@8"CC	Y8@8"CC	Y8@8"CC	Y8@8"CC	Y8@8"CC	Y8@8"CC	Y8@8"CC
FIFTH FLOOR												
	Y8@8"CC	Y8@8"CC	Y8@8"CC	Y8@8"CC	Y8@8"CC	Y8@8"CC	Y8@8"CC	Y8@8"CC	Y8@8"CC	Y8@8"CC	Y8@8"CC	Y8@8"CC
FOURTH FLOOR												
	Y8@8"CC	Y8@8"CC	Y8@8"CC	Y8@8"CC	Y8@8"CC	Y8@8"CC	Y8@8"CC	Y8@8"CC	Y8@8"CC	Y8@8"CC	Y8@8"CC	Y8@8"CC
THIRD FLOOR												
	Y8@8"CC	Y8@8"CC	Y8@8"CC	Y8@8"CC	Y8@8"CC	Y8@8"CC	Y8@8"CC	Y8@8"CC	Y8@8"CC	Y8@8"CC	Y8@8"CC	Y8@8"CC
SECOND FLOOR												
	Y8@8"CC	Y8@8"CC	Y8@8"CC	Y8@8"CC	Y8@8"CC	Y8@8"CC	Y8@8"CC	Y8@8"CC	Y8@8"CC	Y8@8"CC	Y8@8"CC	Y8@8"CC
FIRST FLOOR												
	Y8@8"CC	Y8@8"CC	Y8@8"CC	Y8@8"CC	Y8@8"CC	Y8@8"CC	Y8@8"CC	Y8@8"CC	Y8@8"CC	Y8@8"CC	Y8@8"CC	Y8@8"CC
GROUND FLOOR												
	Y8@8"CC	Y8@8"CC	Y8@8"CC	Y8@8"CC	Y8@8"CC	Y8@8"CC	Y8@8"CC	Y8@8"CC	Y8@8"CC	Y8@8"CC	Y8@8"CC	Y8@8"CC
STILT FLOOR												
	Y10@8"CC	Y10@8"CC	Y10@8"CC	Y10@8"CC	Y10@8"CC	Y10@8"CC	Y10@8"CC	Y10@8"CC	Y10@8"CC	Y10@8"CC	Y10@8"CC	Y10@8"CC
COLUMN NUMBER	C19	C20,C23	C21	C22	C24	C25	C26	C27	C28,C29	C30	C31,C32	

- NOTES:**
1. CONCRETE MIX- AS PER SCHEDULE
 2. Y REPRESENTS TOR STEEL GRADE- Fe-500
 3. CLEAR COVER TO MAIN REINF. IN -
FOOTING- 50MM
COLUMN- 40MM

- REFERENCE DRAWING:**
1. REFER DRAWING NO. FOR GENERAL NOTES:
GEN - 01
GEN - 02
GEN - 03
GEN - 04
 2. REFER RELEVANT ARCHITECTURAL / SERVICES DRAWINGS
 3. REFER RELEVANT DRAWING NO.
DV-S1-01
FOR FOUNDATION DETAILS

NO	DESCRIPTION	DATE
	REVISION	
PURPOSE: TENDER DRAWING		

PROJECT:
PROPOSED DESIGN FOR STAFF QUARTER OF BNPMP(LM)

CLIENT:

ARCHITECTS :
KULKARNI ASSOCIATES
Consulting Architects, Engineers, Project Management
Consultants Interior Designers & Regd. valuers
Surya Prema Building, next to Adiga's Restaurant, Kanakapura Road
No.203,2nd floor, Above Camera bank Baghavanahalli Branch,
Raghuvanahalli Village, Uttarahalli hobli Bangalore-560082
Email id : kulkarni.associates@yahoo.com

STRUCTURAL CONSULTANTS:
DESIGN VENTURES
Engineering Consultants (I) Pvt. Ltd.
STRUCTURAL CONSULTANTS
No. 27/1 - 9th Main, R.M.V Extension,
Sadashivanagar, Bangalore-560080
Ph. NO: 080-23618899/98
WebSite: www.designventuresindia.com

TITLE:
SCHEDULE OF COLUMNS (SHEET NO-03 OF 04)

FILE NAME :	DATE : 03-11-2018	JOB NO.:
SCALE :	DEALT :	DV-662
DRAWN : SHYLAJA	CHECKED :	
DRAWING NO.:	REVNO.:	
DV-S1-04		



TERRACE FLOOR					
	Y8@8"CC	Y8@8"CC	Y8@8"CC	Y8@8"CC	Y8@8"CC
SIXTH FLOOR					
	M25 8" X 36" 4-Y16+8-Y12	M25 8" X 36" 4-Y16+4-Y12	M25 8" X 36" 4-Y16+8-Y12	M25 8" X 42" 4-Y16+10-Y12	M25 8" X 42" 18-Y12
FIFTH FLOOR					
	M25 8" X 36" 4-Y16+8-Y12	M25 8" X 36" 4-Y16+8-Y12	M25 8" X 36" 4-Y16+8-Y12	M25 8" X 42" 4-Y16+10-Y12	M25 8" X 42" 18-Y12
FOURTH FLOOR					
	M25 8" X 36" 4-Y16+8-Y12	M25 8" X 36" 4-Y16+8-Y12	M25 8" X 36" 4-Y16+8-Y12	M25 8" X 42" 4-Y16+10-Y12	M25 8" X 42" 18-Y12
THIRD FLOOR					
	M30 8" X 36" 4-Y16+8-Y12	M30 8" X 36" 4-Y16+8-Y12	M30 8" X 36" 4-Y16+8-Y12	M30 8" X 42" 8-Y16+6-Y12	M30 8" X 42" 16-Y16+2-Y12
SECOND FLOOR					
	M30 8" X 36" 4-Y16+8-Y12	M30 8" X 36" 4-Y20+8-Y16	M30 8" X 36" 4-Y16+8-Y12	M30 8" X 42" 12-Y20+2-Y16	M30 8" X 42" 16-Y20+2-Y16
FIRST FLOOR					
	M30 8" X 36" 12-Y16	M30 8" X 36" 4-Y25+8-Y20	M30 8" X 36" 12-Y16	M30 8" X 42" 8-Y25+6-Y20	M30 8" X 42" 12-Y25+6-Y20
GROUND FLOOR					
	M35 8" X 36" 8-Y20+4-Y16	M35 8" X 36" 4-Y25+8-Y20	M35 8" X 36" 4-Y20+8-Y16	M35 8" X 42" 14-Y25	M35 8" X 42" 16-Y25+2-Y20
STILT FLOOR					
	M35 12" X 36" 8-Y20+4-Y16	M35 12" X 36" 4-Y20+8-Y16	M35 12" X 36" 4-Y20+8-Y16	M35 12" X 42" 14-Y25	M35 12" X 42" 8-Y20+10-Y16
COLUMN NUMBER	C34	C36, C37	C38	C39	C40

SCHEDULE OF FOOTINGS						
SL NO	TYPE OF FOOTING	FOOTING SIZES B x A	FOOTING DEPTH D	CON MIX	REINFORCEMENT	
					LONG BAR(b)	SHORT BAR(c)
1.	F1	5'-6"x4'-6"	18"	M25	Y10@5"CC	Y10@5"CC
2.	F2	7'-9"x5'-9"	24"	M25	Y10@4"CC	Y10@4"CC
3.	F3	7'-9"x5'-9"	24"	M25	Y12@4"CC	Y12@4"CC
4.	F4	7'-9"x5'-9"	24"	M25	Y12@4"CC	Y12@4"CC
5.	F5	8'-3"x6'-3"	27"	M25	Y12@5"CC	Y12@5"CC
6.	F6	8'-3"x6'-3"	27"	M25	Y10@4"CC	Y10@4"CC
7.	F7	5'-9"x4'-9"	20"	M25	Y10@5"CC	Y10@5"CC
8.	F8	10'-9"x8'-3"	34"	M25	Y12@4"CC	Y12@4"CC
9.	F9	11'-6"x9'-0"	36"	M25	Y16@5"CC	Y16@5"CC
10.	F10	7'-2"x6'-7"	27"	M25	Y12@5"CC	Y12@5"CC
11.	F11	7'-8"x7'-0"	27"	M25	Y12@4"CC	Y12@4"CC
12.	F12	9'-0"x7'-0"	28"	M25	Y12@4"CC	Y12@4"CC
13.	F13	8'-3"x6'-3"	27"	M25	Y12@5"CC	Y12@5"CC
14.	F14	9'-0"x7'-0"	28"	M25	Y12@4"CC	Y12@4"CC
15.	F15	9'-6"x7'-0"	28"	M25	Y12@4"CC	Y12@4"CC
16.	F16	10'-3"x7'-0"	30"	M25	Y12@4"CC	Y12@4"CC
17.	F17	10'-6"x6'-9"	30"	M25	Y12@4"CC	Y12@4"CC
18.	F18	8'-9"x6'-9"	28"	M25	Y12@5"CC	Y12@5"CC
19.	F19	9'-6"x6'-9"	28"	M25	Y12@4"CC	Y12@4"CC
20.	F20	10'-3"x6'-9"	30"	M25	Y12@4"CC	Y12@4"CC
21.	F21	10'-6"x6'-9"	30"	M25	Y12@4"CC	Y12@4"CC
22.	F22	7'-6"x6'-2"	24"	M25	Y12@5"CC	Y12@5"CC
23.	F23	7'-11"x6'-8"	27"	M25	Y12@4"CC	Y12@4"CC
24.	F24	9'-0"x7'-0"	28"	M25	Y12@4"CC	Y12@4"CC
25.	F25	8'-3"x6'-3"	27"	M25	Y12@5"CC	Y12@5"CC
26.	F26	10'-9"x8'-3"	36"	M25	Y12@4"CC	Y12@4"CC
27.	F27	11'-6"x9'-0"	36"	M25	Y16@5"CC	Y16@5"CC
28.	F28	5'-6"x4'-6"	18"	M25	Y10@5"CC	Y10@5"CC
29.	F29	7'-9"x5'-9"	24"	M25	Y10@4"CC	Y10@4"CC
30.	F30	7'-9"x5'-9"	24"	M25	Y12@5"CC	Y12@5"CC
31.	F31	7'-6"x5'-9"	24"	M25	Y10@4"CC	Y10@4"CC
32.	F32	8'-0"x6'-0"	27"	M25	Y12@5"CC	Y12@5"CC
33.	F33	8'-0"x6'-0"	24"	M25	Y10@4"CC	Y10@4"CC
34.	F34	5'-6"x4'-6"	18"	M25	Y10@5"CC	Y10@5"CC

NOTES:
1. CONCRETE MIX- AS PER SCHEDULE
2. Y REPRESENTS TOR STEEL GRADE- Fe-500
3. CLEAR COVER TO MAIN REINF. IN -
FOOTING- 50MM
COLUMN- 40MM

REFERENCE DRAWING:
1. REFER DRAWING NO. FOR GENERAL NOTES:
GEN - 01
GEN - 02
GEN - 03
GEN - 04
2. REFER RELEVANT ARCHITECTURAL / SERVICES DRAWINGS
3. REFER RELEVANT DRAWING NO.
DV-S1-01
FOR FOUNDATION DETAILS

NO	DESCRIPTION	DATE

PURPOSE:
TENDER DRAWING

PROJECT:
PROPOSED DESIGN FOR STAFF QUARTER OF BNPMPIL(M)

CLIENT:

ARCHITECTS :
KULKARNI ASSOCIATES
Consulting Architects, Engineers, Project Management
Consultants Interior Designers & Regd. valuers
Surya Prema Building, next to Adiga's Restaurant, Kanakapura Road
No.203,2nd floor, Above Camera bank, Baghavanahalli Branch,
Raghuvanahalli Village, Uttarahalli hobli Bangalore-560062
Email id : kulkarni.associates@yahoo.com

TITLE:
SCHEDULE OF COLUMNS AND FOOTINGS (SHEET NO-04 OF 04)

FILE NAME :	DATE : 03-11-2018	JOB NO.:
SCALE :	DEALT :	DV-662
DRAWN : SHYLAJA	CHECKED :	
DRAWING NO.:	REV. NO.:	
DV-S1-05		



TERRACE FLOOR											
	Y8@8"CC	Y8@8"CC	Y8@8"CC	Y8@8"CC	Y8@8"CC	Y8@8"CC	Y8@8"CC	Y8@8"CC	Y8@8"CC	Y8@8"CC	Y8@8"CC
SIXTH FLOOR											
	M25	M25	M25	M25	M25	M25	M25	M25	M25	M25	M25
FIFTH FLOOR											
	M25	M25	M25	M25	M25	M25	M25	M25	M25	M25	M25
FOURTH FLOOR											
	M25	M25	M25	M25	M25	M25	M25	M25	M25	M25	M25
THIRD FLOOR											
	M30	M30	M30	M30	M30	M30	M30	M30	M30	M30	M30
SECOND FLOOR											
	M30	M30	M30	M30	M30	M30	M30	M30	M30	M30	M30
FIRST FLOOR											
	M30	M30	M30	M30	M30	M30	M30	M30	M30	M30	M30
GROUND FLOOR											
	M35	M35	M35	M35	M35	M35	M35	M35	M35	M35	M35
STILT FLOOR											
	M35	M35	M35	M35	M35	M35	M35	M35	M35	M35	M35
COLUMN NUMBER	C8	C9	C11,C43,C45	C12	C13	C14	C15,C33,C44	C15A	C16,C17	C18	

- NOTES:**
1. CONCRETE MIX- AS PER SCHEDULE
 2. Y REPRESENTS TOR STEEL GRADE- Fe-500
 3. CLEAR COVER TO MAIN REINF. IN -
FOOTING- 50MM
COLUMN- 40MM

- REFERENCE DRAWING:**
1. REFER DRAWING NO. FOR GENERAL NOTES:
GEN - 01
GEN - 02
GEN - 03
GEN - 04
 2. REFER RELEVANT ARCHITECTURAL / SERVICES DRAWINGS
 3. REFER RELEVANT DRAWING NO.
DV-S1-01
FOR FOUNDATION DETAILS

NO	DESCRIPTION	DATE
	REVISION	

PURPOSE:
TENDER DRAWING

PROJECT:
PROPOSED DESIGN FOR STAFF QUARTER OF BNPMP(LM)

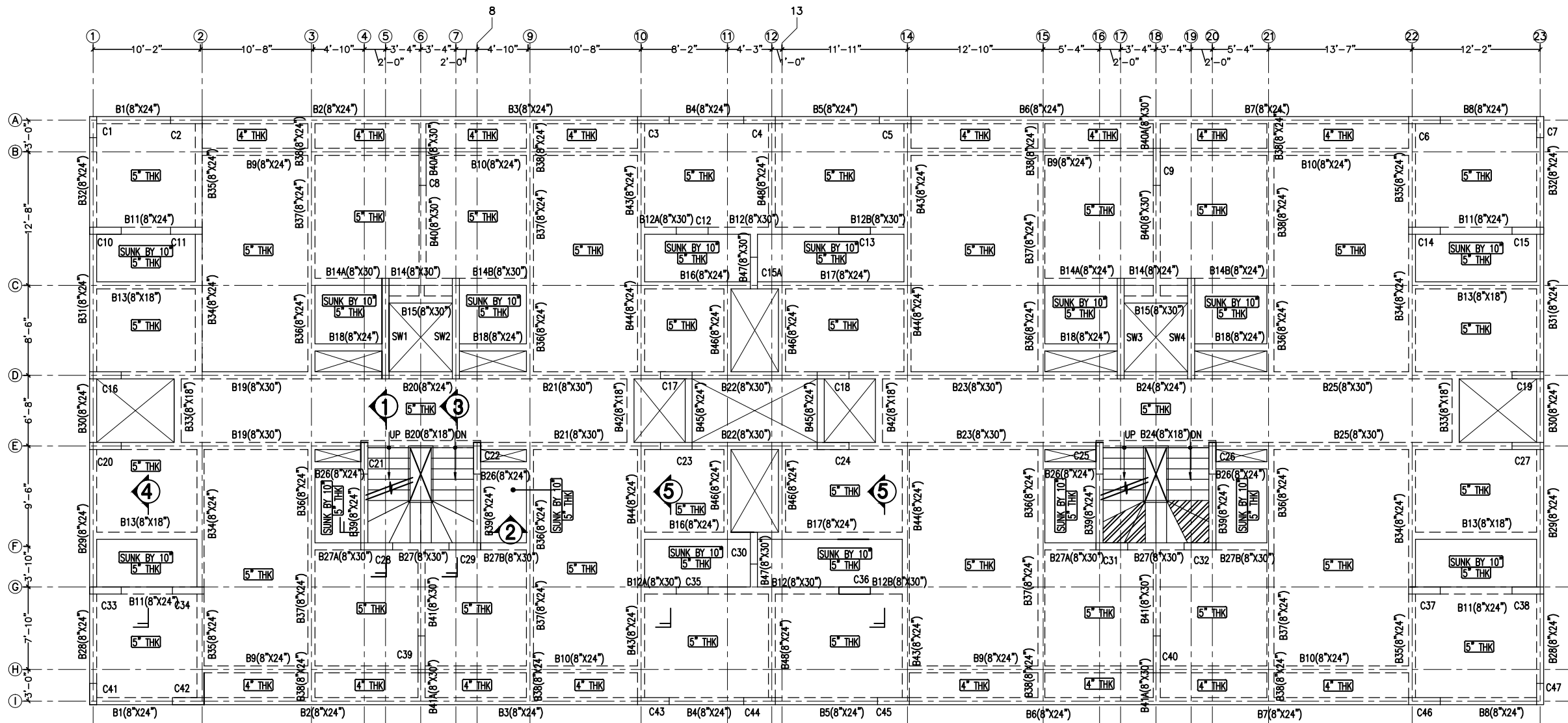
CLIENT:

ARCHITECTS :
KULKARNI ASSOCIATES
Consulting Architects, Engineers, Project Management
Consultants Interior Designers & Regd. Valuers
Surya Prema Building, next to Adiga's Restaurant, Kanakapura Road
No. 203, 2nd floor, Above Camera bank Baghavanthi Branch,
Raghuvanahalli Village, Uttarahalli hobli Bangalore- 560062
Email id : kulkarni.associates@yahoo.com

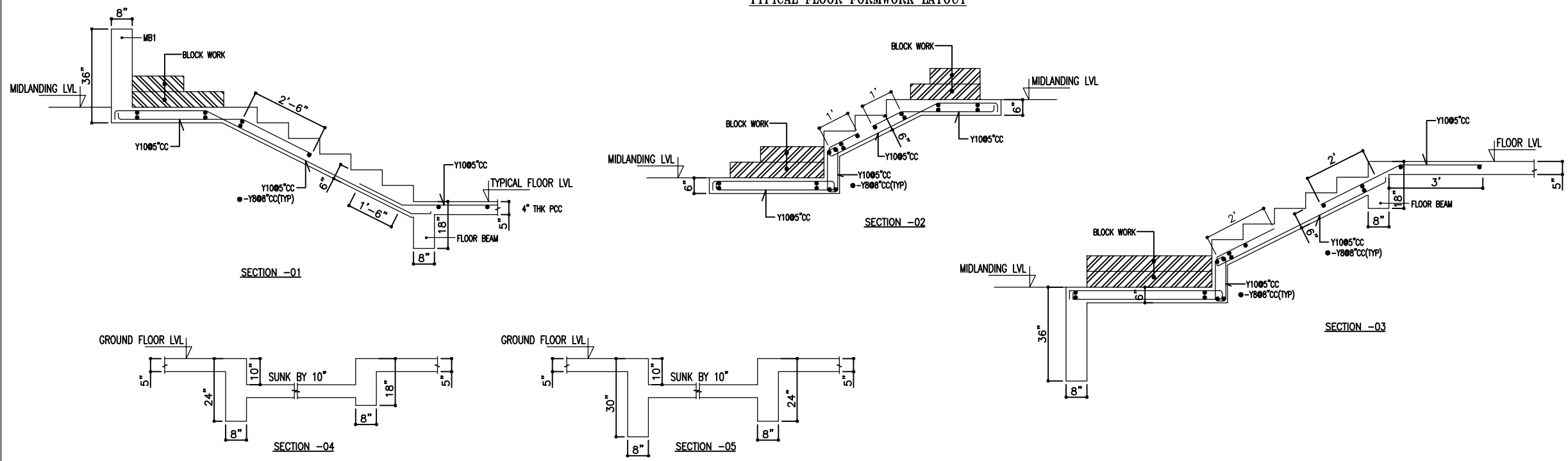
TITLE:
**SCHEDULE OF COLUMNS
(SHEET NO-02 OF 04)**

FILE NAME :	DATE : 03-11-2018	JOB NO.
SCALE :	DEALT :	DV-662
DRAWN : SHYLAJA	CHECKED :	
DRAWING NO : DV-S1-03	REVNO :	





TYPICAL FLOOR FORMWORK LAYOUT



- NOTES :**
1. CONCRETE MIX- M25
 2. Y REPRESENTS TOR STEEL GRADE- Fe-500
 3. CLEAR COVER TO MAIN REINF. IN -
BEAMS- 30MM
SLABS- 25MM

- REFERENCE DRAWING :**
1. REFER DRAWING NO. FOR GENERAL NOTES:
GEN - 01
GEN - 02
GEN - 03
GEN - 04
 2. REFER RELEVANT ARCHITECTURAL / SERVICES DRAWINGS
 3. REFER RELEVANT DRAWING NO.
DV-S1-01
FOR COLUMN LOCATION LAYOUT

NO	DESCRIPTION	DATE

REVISION

PURPOSE:
TENDER DRAWING

PROJECT:
PROPOSED DESIGN FOR STAFF QUARTER OF BNPMPIL(M)

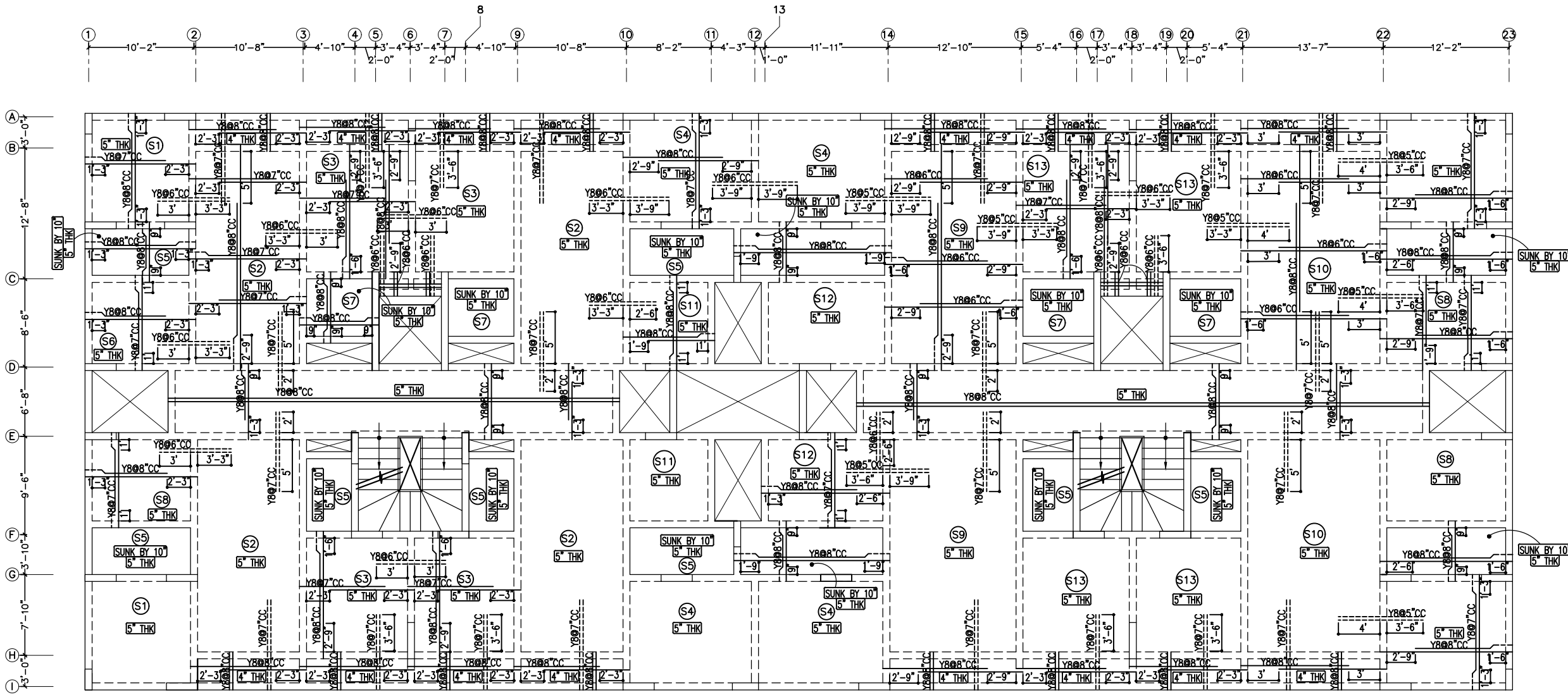
CLIENT:

ARCHITECTS :
KULKARNI ASSOCIATES
Consulting Architects, Engineers, Project Management Consultants Interior Designers & Regd. valuers
Surya Prema Building, next to Adiga's Restaurant, Kanakapura Road
No-203, 2nd floor Above Canara Bank, Rajahmundry Branch
Rajahmundry Village, Uttaraballi Isobli Bangalore-560062
Email id : kulkarni.associates@yahoo.com

TITLE:
TYPICAL FLOOR FORMWORK LAYOUT

FILE NAME :	DATE : 03-11-2018	JOB NO.:
SCALE :	DEALT :	DV-662
DRAWN : SHYLAJA	CHECKED :	
DRAWING NO.:	REV. NO.	
DV-S2-04		





TYPICAL FLOOR SLAB REINF. LAYOUT

- NOTES :**
1. CONCRETE MIX- M25
 2. Y REPRESENTS TOR STEEL GRADE- Fe-500
 3. CLEAR COVER TO MAIN REINF. IN -
 BEAMS- 30MM
 SLABS- 25MM
 4. [Hatched symbol] INDICATES THAT COLUMN STOPS AT THIS LEVEL.
 5. REINF. INDICATE AT PLAN
 ----- AT TOP
 ----- AT BOTTOM
 6. DISTRIBUTION REINF. FOR TOP REINF. SHALL BE Y808*CC UNLESS SPECIFIED.

- REFERENCE DRAWING :**
1. REFER DRAWING NO. FOR GENERAL NOTES:
 GEN - 01
 GEN - 02
 GEN - 03
 GEN - 04
 2. REFER RELEVANT ARCHITECTURAL / SERVICES DRAWINGS

NO	DESCRIPTION	DATE
REVISION		
PURPOSE:		
TENDER		
PROJECT:		
PROPOSED DESIGN FOR STAFF QUARTER OF BNPMPIL(M)		
CLIENT:		
ARCHITECTS :		
KULKARNI ASSOCIATES		
<small>Consulting Architects, Engineers, Project Management Consultants Interior Designers & Regd. valuers</small> <small>Surya Prema Building, next to Adiga's Restaurant, Kanakapura Road No-203, 2nd floor, Above Canara bank, Raghuvanahalli Branch, Raghuvanahalli Village, Uttarahalli hobli, Bangalore-560062</small> <small>Email Id : kulkarniassociates@yahoo.com</small>		



TITLE:
TYPICAL FLOOR SLAB REINF. LAYOUT

FILE NAME :	DATE : 31-10-2018	JOB NO:
SCALE :	DEALT :	DV-662
DRAWN : SHYLAJA	CHECKED :	
DRAWING NO: DV-S2-05	REV. NO: R0	

